

## CONTENT

| Sl. No. | Items  | Page No. |
|---------|--|----------|
| 1       | FP Services available in the State   | 1        |
| 2       | FP Services available in Public Health facilities at Free of Cost                    | 2        |
| 3       | Demographic Indicators   | 3        |
| 4       | District Profile ( Vital Rates)  | 4        |
| 5       | District Wise Family Welfare Performing Centres                                      | 5        |
| 6       | Population and Socio Economic Indicators (Census -2011)                              | 6        |
| 7       | District Profile (Unmet needs)   | 7        |
| 8       | District-wise % of Higher Order Births -2018 (Provisional)                           | 8        |
| 9       | % of Five Good & Poor Performing District in Sterilization                           | 9        |
| 10      | % of Five Good & Poor Performing District in PPIUCD                                  | 10       |
| 11      | Trends in % of Total Fertility Rate for TN   | 11       |
| 12      | Trends in % of Higher Order Birth for TN   | 11       |
| 13      | F.W Performance with Reference to ELD 2018-19  | 12       |
| 14      | Comparative Statement For Family Welfare Performance                                 | 12       |
| 15      | Sterilisation Share by Different Institutions  | 12       |
| 16      | F.W Performance during and upto the month  | 13       |
| 17      | Male Sterilisation Performance   | 14       |
| 18      | Female Sterilisation Performance   | 15       |
| 19      | Total Sterilisation Performance  | 16       |
| 20      | Sterilisation Performance compared with Previous Year                                | 17       |
| 21      | Method wise Female sterilisation Performance   | 18       |
| 22      | Method wise Male sterilisation Performance   | 19       |
| 23      | PPIUCD Performance   | 20       |
| 24      | Interval IUCD Performance  | 21       |
| 25      | IUCD Performance Compared with Previous Year   | 22       |
| 26      | Oral Pills & E-Pills Performance   | 23       |
| 27      | CC Performance   | 24       |
| 28      | Chhaya & Antara Performance  | 25       |
| 29      | MTP Performance Compared with Previous Year  | 26       |
| 30      | Post Abortion Contraceptive  | 27       |
| 31      | Sterilisation, PPIUCD Performance in MCHs  | 28       |
| 32      | Coverage of Deliveries in GPHC with 2 & above Children                               | 29       |
| 33      | Coverage of Deliveries in GH with 2 & above Children                                 | 30       |
| 34      | Coverage of Deliveries in MCH - 2 and above  | 31       |
| 35      | Coverage of Deliveries in GPHC - 0 and 1 child                                       | 32       |
| 36      | Coverage of Deliveries in GH - 0 and 1 child   | 33       |
| 37      | Coverage of Deliveries in MCH - 0 and 1 child  | 34       |
| 38      | District wise HOB Coverage   | 35       |
| 39      | Parity-wise Report on Sterilisation Acceptors (with 2 & Less than 2 Living Children) | 36       |
| 40      | HUD-wise Sterilisation done at GPHC (Total OT wise)                                  | 37       |
| 41      | Death,Failure and Complication Occurred due to Sterilisation                         | 38       |
| 42      | District Wise Total Deliveries - Type wise in MCH, GH and ESI Hospitals              | 39       |
| 43      | District-wise FW Contraceptive Stock Position  | 40       |
| 44      | Statistiical Vital Rates Formula   | 41       |

**ABBREVIATIONS  
USED IN THIS BULLETIN**

|           |   |  |
|-----------|---|--|
| CBR       | : | Crude Birth Rate                                     |
| CC        | : | Conventional Contraceptive                           |
| CDR       | : | Crude Death Rate                                     |
| CPR       | : | Contraceptive Prevalence Rate                        |
| Dec.      | : | Decrease   |
| DME       | : | Directorate of Medical Education                     |
| DMS       | : | Directorate of Medical and Rural Health Services     |
| DPH&PM    | : | Directorate of Public Health and Preventive Medicine |
| E - Pills | : | Emergency Contraceptive Pills                        |
| ELD       | : | Expected Level of Demand                             |
| ESI       | : | Employees State Insurance                            |
| HOB       | : | Higher Order Births                                  |
| HSC       | : | Health Sub-Centre                                    |
| IMR       | : | Infant Mortality Rate                                |
| Inc.      | : | Increase   |
| IUCD      | : | Intra Utrine Contraceptive Device                    |
| MMR       | : | Maternal Mortality Ratio                             |
| MTP       | : | Medical Termination of Pregnancy                     |
| OP        | : | Oral Pill  |
| PELD      | : | Proportionate Expected Level of Demand               |
| PHC       | : | Primary Health Centre                                |
| PNH       | : | Private Nursing Home                                 |
| PPC       | : | Post Partum Centre                                   |
| RFWC      | : | Rural Family Welfare Centre                          |
| SBR       | : | Still Birth Rate                                     |
| Stern.    | : | Sterilisation  |
| UFWC      | : | Urban Family Welfare Centre                          |
| UHP       | : | Urban Health Post                                    |
| w.r.t.    | : | with reference to                                    |

**FAMILY PLANNING SERVICES AVAILABLE IN THE STATE**

|  |   |
|--|---|
| Home delivery of Contraceptives        | <p>Condoms (Male)</p> <p>Oral Contraceptive Pills (mala-N)</p> <p>Emergency Contraceptive Pills (not to be used routinely)</p> <p>Chhaya - Centchroman (weekly pills)</p> <p>Pregnancy Test Kit</p>                                     |
| Delaying the first child               | <p>Condoms (Male)</p> <p>Oral Contraceptive Pills (Female)</p> <p>Intra Uterine Contraceptive Device (IUCD)</p> <p>Emergency Contraceptive Pills (not to be used routinely)</p>   |
| Healthy Spacing between two deliveries | <p>Condoms (Male)</p> <p>Post Partum Intra Uterine Contraceptive Device (PPIUCD)</p> <p>Oral Contraceptive Pills (mala-N)</p> <p>Antara - Injectable MPA (Medroxy Progesterone Acetate )</p> <p>Chhaya - Centchroman (weekly pills)</p> |
| Limiting methods                       | <p>Female sterilization - Mini-lap, Laparoscopic, Pupal Sterilization,</p> <p>Male Sterilization - Conventional Vasectomy, No scalpal Vasectomy.</p>  |
| Medical Termination of Pregnancy       | <p>Manual Vacuum Aspiration Method</p> <p>Medical Method of Abortion</p> <p>Medical Method - Ethacridine lactate extra amniotic instillation</p> <p>Surgical Method - Dilatation &amp; Evacuation (D&amp;E)</p>                         |

**FAMILY PLANNING SERVICES AVAILABLE IN THE PUBLIC HEALTH FACILITIES  
AT FREE OF COST**

| Health Sub Centre      | Primary Health Centre / Health Post   | Community Health Centre                               | Government Hospital                                  |
|------------------------|---|---|--|
| Counseling             | All the services available at Health Sub Centre +                           | All the services available at Primary Health Centre + | All the services available at CHC/FRU on daily basis |
| IUCD Insertion         |   |   |  |
| Oral Pill distribution |   |   |  |
| Condom distribution    |   |   |  |
| Chhaya distribution    |   |   |  |
| ECP distribution       |   |   |  |
| Pregnancy Test Kit     |   |   |  |
| Follow up of acceptors |   |   |  |
|                        | Injectable Contraceptive  |   |  |
|                        | Minilap Sterilization including Post Partum Sterilization (fixed day basis) |   |  |
|                        | NSV (fixed day basis)   |   |  |
|                        | PPIUCD  |   |  |
|                        | Referral linkage  |   |  |
|                        |   | MTP services  |  |
|                        |   | Lap. Sterilization (fixed day basis)                  |  |
|                        |   | Management of complication                            |  |

**Home Delivery of Contraceptives through ASHA and AWW**

Condom distribution

Oral Pill distribution

Emergency Contraceptive Pill distribution

Chhaya distribution

Pregnancy Test Kit

### DEMOGRAPHIC INDICATORS

| SL. NO. | INDICATORS                         | INDIA              | TAMIL NADU          |      |
|---------|------------------------------------|--------------------|---------------------|------|
| 1       | Population (Crores) - 2011 Census  | 121                | 7.2                 |      |
| 2       | % of Population less than 15 years | 32                 | 24.1                |      |
| 3       | % of Population more than 65 years | 5                  | 5.7                 |      |
| 4       | % of Urban Population              | 31                 | 48.0                |      |
| 5       | Population Density per Sq. Km.     | 382                | 555.0               |      |
| 6       | Life Expectancy at Birth - 2011-15 | Male               | 67.3                | 68.6 |
|         |                                    | Female             | 69.6                | 71.8 |
| 7       | Crude Birth Rate -2016             | 20.4               | 15.0                |      |
| 8       | Crude Death Rate -2016             | 6.4                | 6.4                 |      |
| 9       | Rate of Natural Increase- 2016 (%) | 1.4                | 0.9                 |      |
| 10      | Total Fertility Rate -2015         | 2.3                | 1.6                 |      |
| 11      | Infant Mortality Rate -2016        | 34.0               | 17.0                |      |
| 12      | Maternal Mortality Ratio - 2014-16 | 130                | 66.0                |      |
| 13      | Contraceptive Prevalence Rate      | 47.8%*<br>(NFHS-4) | 52.6% *<br>(NFHS-4) |      |

Source :

Sample Registration System Registrar General, Government of India

Projected Level of Expectation of Life at Birth for India and States: 2001 - 2026 -  
M/O Health and Family Welfare

\* - National Family Health Survey.

### DISTRICT PROFILE ( VITAL RATES)

| Sl. No            | Name of the District | Vital Rates (2012) |            |             |            | % of HOB 2018 (P) |
|-------------------|----------------------|--------------------|------------|-------------|------------|-------------------|
|                   |                      | CBR                | CDR        | IMR         | SBR        |                   |
| 1                 | Ariyalur             | 14.9               | 5.8        | 14.4        | 8.4        | 11.9              |
| 2                 | Chennai              | 12.1               | 3.4        | 14.4        | 2.8        | 2.7               |
| 3                 | Coimbatore           | 13.6               | 5.3        | 10.0        | 6.4        | 2.5               |
| 4                 | Cuddalore            | 15.4               | 5.6        | 19.1        | 11.2       | 7.8               |
| 5                 | Dharmapuri           | 16.6               | 5.4        | 21.7        | 9.3        | 12.6              |
| 6                 | Dindigul             | 13.6               | 5.2        | 10.7        | 9.3        | 8.4               |
| 7                 | Erode                | 13.1               | 6.3        | 9.1         | 8.1        | 3.6               |
| 8                 | Kancheepuram         | 14.6               | 4.8        | 8.9         | 5.8        | 4.8               |
| 9                 | Kanniyakumari        | 10.2               | 4.6        | 11.7        | 13.7       | 3.3               |
| 10                | Karur                | 13.5               | 6.1        | 16.3        | 10.0       | 8.1               |
| 11                | Krishnagiri          | 15.1               | 3.2        | 16.5        | 12.2       | 13.5              |
| 12                | Madurai              | 16.4               | 5.9        | 19.9        | 7.8        | 6.8               |
| 13                | Nagapattinam         | 16.3               | 7.5        | 10.8        | 7.7        | 6.7               |
| 14                | Namakkal             | 11.9               | 6.0        | 11.0        | 6.3        | 6.3               |
| 15                | Perambalur           | 14.9               | 5.8        | 14.4        | 8.4        | 10.3              |
| 16                | Pudukkottai          | 15.2               | 5.1        | 12.9        | 10.7       | 11.0              |
| 17                | Ramanathapuram       | 15.6               | 4.9        | 13.4        | 7.9        | 9.1               |
| 18                | Salem                | 15.6               | 6.2        | 16.3        | 12.3       | 8.4               |
| 19                | Sivagangai           | 13.7               | 5.0        | 11.5        | 9.1        | 8.2               |
| 20                | Thanjavur            | 14.8               | 7.0        | 12.4        | 6.5        | 7.5               |
| 21                | The Nilgiris         | 10.5               | 4.2        | 10.8        | 13.1       | 6.5               |
| 22                | Theni                | 13.7               | 5.1        | 16.4        | 9.7        | 4.8               |
| 23                | Thiruvallur          | 13.6               | 2.9        | 11.7        | 7.0        | 6.2               |
| 24                | Thiruvarur           | 14.3               | 6.3        | 13.1        | 9.5        | 6.7               |
| 25                | Thoothukudi          | 13.0               | 3.9        | 21.8        | 12.5       | 7.6               |
| 26                | Thiruchirappalli     | 14.4               | 5.8        | 17.2        | 14.5       | 7.1               |
| 27                | Thirunelveli         | 14.7               | 5.2        | 16.7        | 10.3       | 7.7               |
| 28                | Tiruppur             | 13.9               | 5.7        | 12.7        | 11.5       | 2.2               |
| 29                | Thiruvannamalai      | 15.9               | 5.6        | 14.7        | 10.4       | 13.8              |
| 30                | Vellore              | 15.3               | 5.8        | 17.1        | 11.8       | 11.6              |
| 31                | Villupuram           | 17.3               | 5.9        | 17.0        | 12.9       | 9.9               |
| 32                | Virudhunagar         | 13.4               | 4.5        | 17.2        | 6.1        | 6.6               |
| <b>TAMIL NADU</b> |                      | <b>14.3</b>        | <b>5.3</b> | <b>14.6</b> | <b>9.5</b> | <b>7.3</b>        |
| <b>SRS - 2016</b> |                      | <b>15.0</b>        | <b>6.4</b> | <b>17.0</b> | <b>--</b>  |                   |

Sources: Vital Events Survey of Tamil Nadu 2012 conducted by DPH&PM

**DISTRICT - WISE FAMILY WELFARE PERFORMING CENTRES**

| S. No | DISTRICT           | DH        | SDH       |            |          |            | CHC        | PHC         | Urban PHC  | Tot. PHC    | HSC         | MCH       | Total Institutions | APPD. N.H   |
|-------|--------------------|-----------|-----------|------------|----------|------------|------------|-------------|------------|-------------|-------------|-----------|--------------------|-------------|
|       |                    |           | NTK       | TK         | W&CH     | Total SDH  |            |             |            |             |             |           |                    |             |
| 1     | ARIYALUR           | 1         | 0         | 3          | 0        | 3          | 6          | 31          | 2          | 33          | 117         | 0         | 157                | 6           |
| 2     | CHENNAI            | 0         | 1         | 2          | 0        | 3          | 0          | 0           | 140        | 140         | 0           | 4         | 145                | 303         |
| 3     | COIMBATORE         | 1         | 4         | 8          | 0        | 12         | 12         | 41          | 36         | 77          | 328         | 1         | 423                | 203         |
| 4     | CUDDALORE          | 1         | 1         | 8          | 0        | 9          | 13         | 51          | 7          | 58          | 319         | 0         | 392                | 63          |
| 5     | DHARMAPURI         | 1         | 0         | 3          | 0        | 3          | 8          | 42          | 1          | 43          | 218         | 1         | 271                | 21          |
| 6     | DINDIGUL           | 1         | 5         | 7          | 0        | 12         | 14         | 52          | 7          | 59          | 311         | 0         | 390                | 52          |
| 7     | ERODE              | 1         | 2         | 5          | 0        | 7          | 14         | 49          | 13         | 62          | 311         | 0         | 390                | 173         |
| 8     | KANCHEEPURAM       | 1         | 1         | 8          | 0        | 9          | 13         | 47          | 17         | 64          | 364         | 1         | 444                | 131         |
| 9     | KANYAKUMARI        | 1         | 3         | 5          | 0        | 8          | 9          | 30          | 8          | 38          | 267         | 1         | 319                | 145         |
| 10    | KARUR              | 1         | 2         | 4          | 0        | 6          | 8          | 24          | 5          | 29          | 168         | 1         | 209                | 34          |
| 11    | KRISHNAGIRI        | 1         | 1         | 5          | 0        | 6          | 10         | 46          | 5          | 51          | 238         | 0         | 301                | 36          |
| 12    | MADURAI            | 1         | 1         | 5          | 0        | 6          | 13         | 41          | 34         | 75          | 314         | 1         | 405                | 148         |
| 13    | NAGAPATTINAM       | 1         | 3         | 8          | 0        | 11         | 11         | 42          | 5          | 47          | 258         | 0         | 320                | 22          |
| 14    | NAMAKKAL           | 1         | 3         | 5          | 0        | 8          | 15         | 40          | 8          | 48          | 240         | 0         | 307                | 75          |
| 15    | PERAMBALUR         | 1         | 0         | 3          | 0        | 3          | 4          | 24          | 1          | 25          | 90          | 0         | 120                | 13          |
| 16    | PUDUKKOTTAI        | 1         | 2         | 10         | 0        | 12         | 13         | 60          | 3          | 63          | 242         | 1         | 322                | 26          |
| 17    | RAMANATHAPURAM     | 1         | 2         | 7          | 0        | 9          | 11         | 43          | 5          | 48          | 244         | 0         | 306                | 40          |
| 18    | SALEM              | 1         | 2         | 9          | 0        | 11         | 20         | 67          | 20         | 87          | 398         | 1         | 509                | 141         |
| 19    | SIVAGANGA          | 1         | 4         | 6          | 6        | 16         | 12         | 36          | 4          | 40          | 275         | 1         | 333                | 56          |
| 20    | THANJAVUR          | 1         | 6         | 7          | 0        | 13         | 14         | 55          | 8          | 63          | 309         | 1         | 394                | 76          |
| 21    | THE NILGIRIS       | 1         | 0         | 5          | 0        | 5          | 4          | 29          | 4          | 33          | 194         | 0         | 232                | 20          |
| 22    | THENI              | 1         | 2         | 3          | 0        | 5          | 8          | 27          | 6          | 33          | 162         | 1         | 207                | 35          |
| 23    | THIRUPPUR          | 1         | 2         | 7          | 0        | 9          | 13         | 33          | 21         | 54          | 242         | 0         | 312                | 65          |
| 24    | THIRUVALLUR        | 1         | 2         | 8          | 0        | 10         | 14         | 42          | 11         | 53          | 303         | 0         | 373                | 20          |
| 25    | THIRUVARUR         | 1         | 1         | 5          | 1        | 7          | 10         | 36          | 4          | 40          | 195         | 1         | 248                | 19          |
| 26    | THOOTHUKUDI        | 1         | 2         | 6          | 0        | 8          | 12         | 38          | 10         | 48          | 253         | 1         | 317                | 56          |
| 27    | TIRUCHIRAPPALLI    | 1         | 1         | 8          | 0        | 9          | 14         | 50          | 20         | 70          | 307         | 1         | 394                | 115         |
| 28    | TIRUNELVELI        | 1         | 7         | 9          | 0        | 16         | 19         | 69          | 16         | 85          | 379         | 1         | 492                | 90          |
| 29    | TIRUVANNAMALAI     | 1         | 1         | 8          | 0        | 9          | 18         | 75          | 6          | 81          | 410         | 1         | 512                | 20          |
| 30    | VELLORE            | 1         | 3         | 9          | 0        | 12         | 20         | 77          | 22         | 99          | 454         | 1         | 578                | 66          |
| 31    | VILLUPURAM         | 1         | 1         | 10         | 0        | 11         | 22         | 84          | 4          | 88          | 557         | 1         | 670                | 20          |
| 32    | VIRUDHUNAGAR       | 1         | 2         | 8          | 0        | 10         | 11         | 40          | 7          | 47          | 245         | 0         | 306                | 105         |
|       | <b>Grand Total</b> | <b>31</b> | <b>67</b> | <b>204</b> | <b>7</b> | <b>278</b> | <b>385</b> | <b>1421</b> | <b>460</b> | <b>1881</b> | <b>8712</b> | <b>22</b> | <b>11098</b>       | <b>2395</b> |

Sources: NHM-TN

**POPULATION AND SOCIO ECONOMIC INDICATORS - CENSUS 2011**

| Sl. No           | Name of the District | 2011 Census Population | Sex Ratio  |                 | Literacy Rates |             |
|------------------|----------------------|------------------------|------------|-----------------|----------------|-------------|
|                  |                      |                        | General    | Child Sex Ratio | Males          | Females     |
| 1                | Ariyalur             | 754894                 | 1015       | 897             | 81.2           | 61.7        |
| 2                | Chennai              | 4646732                | 989        | 950             | 93.7           | 86.6        |
| 3                | Coimbatore           | 3458045                | 1000       | 956             | 89.1           | 78.9        |
| 4                | Cuddalore            | 2605914                | 987        | 896             | 85.9           | 70.1        |
| 5                | Dharmapuri           | 1506843                | 946        | 913             | 76.9           | 59.8        |
| 6                | Dindigul             | 2159775                | 998        | 934             | 84.2           | 68.3        |
| 7                | Erode                | 2251744                | 993        | 953             | 80.4           | 64.7        |
| 8                | Kancheepuram         | 3998252                | 986        | 959             | 89.9           | 79.0        |
| 9                | Kanniyakumari        | 1870374                | 1019       | 964             | 93.6           | 89.9        |
| 10               | Karur                | 1064493                | 1015       | 939             | 84.5           | 66.9        |
| 11               | Krishnagiri          | 1879809                | 958        | 926             | 78.7           | 63.9        |
| 12               | Madurai              | 3038252                | 990        | 932             | 89.7           | 77.2        |
| 13               | Nagapattinam         | 1616450                | 1025       | 959             | 89.8           | 77.6        |
| 14               | Namakkal             | 1726601                | 986        | 914             | 82.6           | 66.6        |
| 15               | Perambalur           | 565223                 | 1003       | 913             | 82.9           | 65.9        |
| 16               | Pudukkottai          | 1618345                | 1015       | 960             | 85.6           | 69.0        |
| 17               | Ramanathapuram       | 1353445                | 983        | 961             | 87.8           | 73.5        |
| 18               | Salem                | 3482056                | 954        | 916             | 80.2           | 65.2        |
| 19               | Sivagangai           | 1339101                | 1003       | 960             | 87.9           | 71.9        |
| 20               | Thanjavur            | 2405890                | 1035       | 957             | 89.0           | 76.5        |
| 21               | The Nilagiris        | 735394                 | 1042       | 985             | 91.7           | 79.0        |
| 22               | Theni                | 1245899                | 991        | 934             | 85.0           | 69.5        |
| 23               | Thiruvallur          | 3728104                | 987        | 946             | 89.7           | 78.3        |
| 24               | Thiruvarur           | 1264277                | 1017       | 958             | 89.1           | 76.7        |
| 25               | Thoothukudi          | 1750176                | 1023       | 963             | 91.1           | 81.3        |
| 26               | Thiruchirapalli      | 2722290                | 1013       | 947             | 89.7           | 76.9        |
| 27               | Thirunelveli         | 3077233                | 1023       | 960             | 89.2           | 76.0        |
| 28               | Tiruppur             | 2479052                | 989        | 952             | 85.5           | 71.8        |
| 29               | Thiruvannamalai      | 2464875                | 994        | 930             | 83.1           | 65.3        |
| 30               | Vellore              | 3936331                | 1007       | 944             | 86.5           | 71.9        |
| 31               | Villuppuram          | 3458873                | 987        | 941             | 80.5           | 63.2        |
| 32               | Virudhunagar         | 1942288                | 1007       | 955             | 87.7           | 72.7        |
| <b>TAMILNADU</b> |                      | <b>72147030</b>        | <b>996</b> | <b>943</b>      | <b>86.8</b>    | <b>73.4</b> |
| <b>INDIA</b>     |                      |                        | <b>943</b> | <b>919</b>      | <b>82.1</b>    | <b>65.4</b> |

# - Tiruppur bifurcated from Coimbatore, Ariyalur bifurcated from Perambalur



**DISTRICT PROFILE ( UNMET NEEDS) -NFHS-4**

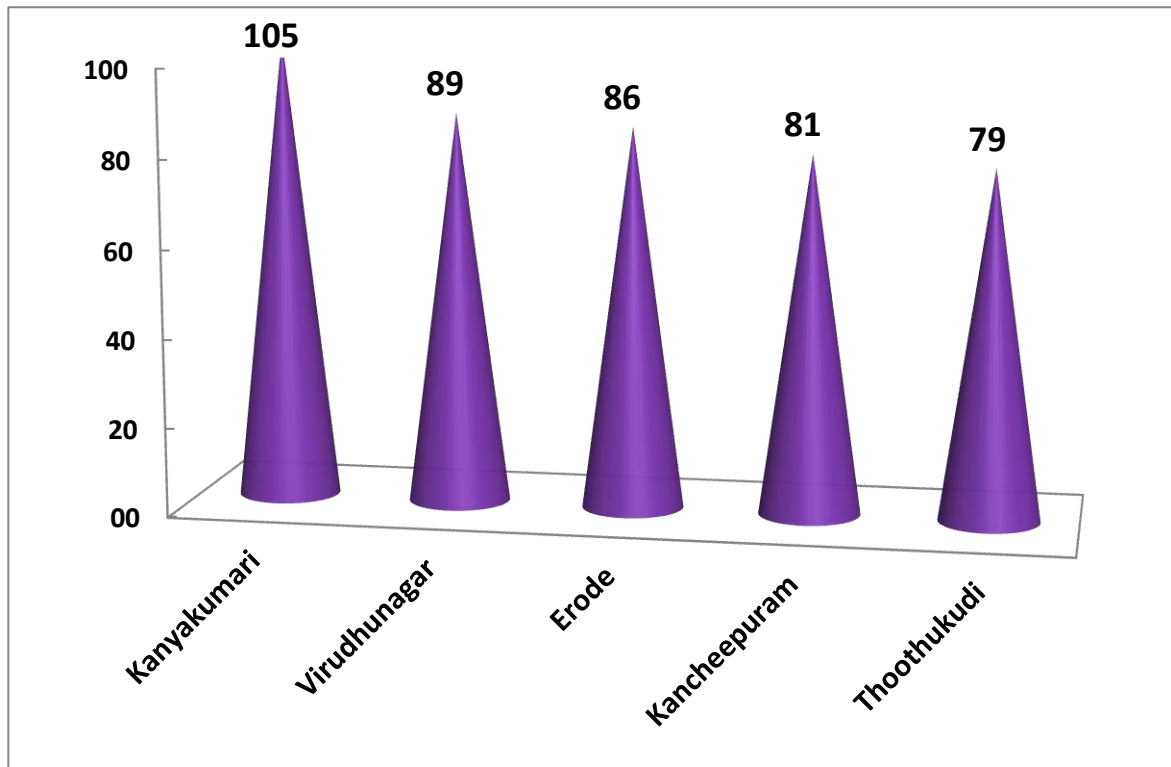
| Sl. No. | DISTRICTS         | UNMET NEED (%) |            |            | CPR         |
|---------|-------------------|----------------|------------|------------|-------------|
|         |                   | TOTAL          | TERMINAL   | SPACING    |             |
| 1       | Ariyalur          | 10.9           | 6.6        | 4.3        | 35.7        |
| 2       | Chennai           | 6.8            | 3.0        | 3.8        | 60.1        |
| 3       | Coimbatore        | 8.0            | 4.5        | 3.5        | 64.8        |
| 4       | Cuddalore         | 13.0           | 7.4        | 5.6        | 55.1        |
| 5       | Dharmapuri        | 8.3            | 3.6        | 4.7        | 54.3        |
| 6       | Dindigul          | 7.3            | 4.8        | 2.5        | 59.6        |
| 7       | Erode             | 7.8            | 3.2        | 4.6        | 62.3        |
| 8       | Kancheepuram      | 9.6            | 5.1        | 4.5        | 61.4        |
| 9       | Kanniyakumari     | 13.9           | 7.8        | 6.1        | 43.8        |
| 10      | Karur             | 7.0            | 2.0        | 5.0        | 57.1        |
| 11      | Krishnagiri       | 8.4            | 3.5        | 4.9        | 60.4        |
| 12      | Madurai           | 14.6           | 9.0        | 5.6        | 43.2        |
| 13      | Nagapattinam      | 8.8            | 5.0        | 3.8        | 56.4        |
| 14      | Namakkal          | 9.6            | 3.8        | 5.8        | 58.4        |
| 15      | Perambalur        | 12.5           | 6.4        | 6.1        | 39.1        |
| 16      | Pudukkottai       | 13.1           | 7.9        | 5.2        | 38.7        |
| 17      | Ramanathapuram    | 18.5           | 13.1       | 5.4        | 25.8        |
| 18      | Salem             | 5.6            | 1.7        | 3.9        | 51.5        |
| 19      | Sivagangai        | 14.6           | 8.8        | 5.8        | 43.3        |
| 20      | Thanjavur         | 12.6           | 7.4        | 5.2        | 57.1        |
| 21      | The Nilgiris      | 7.4            | 3.3        | 4.1        | 55.8        |
| 22      | Theni             | 9.8            | 2.9        | 6.9        | 38.5        |
| 23      | Thiruvarur        | 13.7           | 8.1        | 5.6        | 54.5        |
| 24      | Thoothukudi       | 13.7           | 7.0        | 6.7        | 29.7        |
| 25      | Thiruchirappalli  | 15.1           | 8.8        | 6.3        | 42.6        |
| 26      | Thirunelveli      | 16.0           | 8.6        | 7.4        | 35.3        |
| 27      | Thiruvallur       | 9.3            | 5.1        | 4.2        | 62.8        |
| 28      | Thiruvannamalai   | 6.6            | 3.8        | 2.8        | 48.5        |
| 29      | Tiruppur          | 9.8            | 4.8        | 5.0        | 63.0        |
| 30      | Vellore           | 10.2           | 5.0        | 5.2        | 63.5        |
| 31      | Villupuram        | 6.6            | 2.9        | 3.7        | 49.8        |
| 32      | Virudhunagar      | 13.7           | 6.8        | 6.9        | 23.0        |
|         | <b>Tamil Nadu</b> | <b>10.1</b>    | <b>5.3</b> | <b>4.8</b> | <b>52.6</b> |

Source : NFHS-4 (2015-16) / IIPS - Mumbai

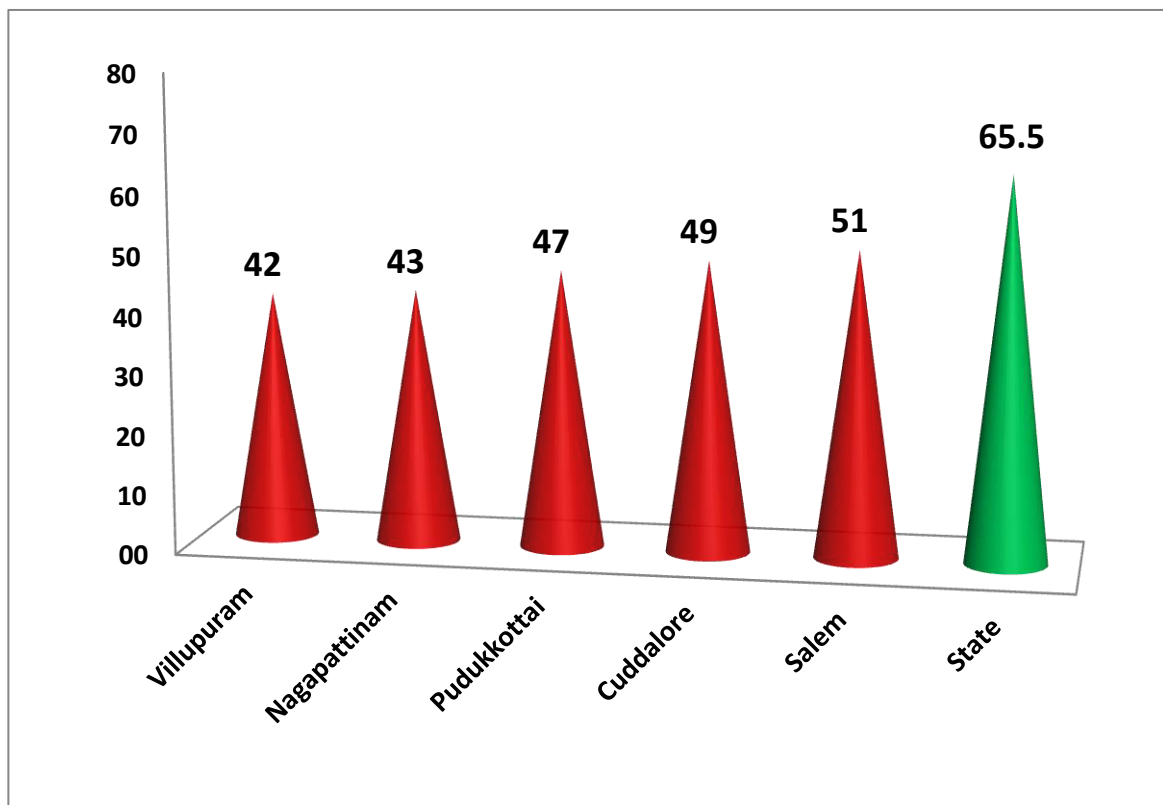
**DISTRICT WISE % OF HOB FOR 2018 (P)**

| <b>Sl. No</b>     | <b>Name of the District</b> | <b>Total Births</b> | <b>Number of HOBs<br/>(more than 2<br/>Living Children)</b> | <b>% of HOBs<br/>(more than 2<br/>Living Children)</b> |
|-------------------|-----------------------------|---------------------|---|--|
| <b>1</b>          | <b>Thiruvannamalai</b>      | <b>32560</b>        | <b>4502</b>   | <b>13.8</b>  |
| <b>2</b>          | <b>Krishnagiri</b>          | <b>25992</b>        | <b>3510</b>   | <b>13.5</b>  |
| <b>3</b>          | <b>Dharmapuri</b>           | <b>23531</b>        | <b>2958</b>   | <b>12.6</b>  |
| <b>4</b>          | <b>Ariyalur</b>             | <b>10823</b>        | <b>1291</b>   | <b>11.9</b>  |
| <b>5</b>          | <b>Vellore</b>              | <b>51215</b>        | <b>5934</b>   | <b>11.6</b>  |
| <b>6</b>          | <b>Pudukkottai</b>          | <b>22768</b>        | <b>2511</b>   | <b>11.0</b>  |
| <b>7</b>          | <b>Perambalur</b>           | <b>8051</b>         | <b>831</b>  | <b>10.3</b>  |
| <b>8</b>          | <b>Villupuram</b>           | <b>47875</b>        | <b>4758</b>   | <b>9.9</b>   |
| <b>9</b>          | <b>Ramanathapuram</b>       | <b>19222</b>        | <b>1754</b>   | <b>9.1</b>   |
| <b>10</b>         | <b>Salem</b>                | <b>51137</b>        | <b>4273</b>   | <b>8.4</b>   |
| <b>11</b>         | <b>Dindigul</b>             | <b>26257</b>        | <b>2194</b>   | <b>8.4</b>   |
| <b>12</b>         | <b>Sivagangai</b>           | <b>18410</b>        | <b>1512</b>   | <b>8.2</b>   |
| <b>13</b>         | <b>Karur</b>                | <b>11756</b>        | <b>948</b>  | <b>8.1</b>   |
| <b>14</b>         | <b>Cuddalore</b>            | <b>33120</b>        | <b>2586</b>   | <b>7.8</b>   |
| <b>15</b>         | <b>Thirunelveli</b>         | <b>38861</b>        | <b>2993</b>   | <b>7.7</b>   |
| <b>16</b>         | <b>Thoothukudi</b>          | <b>19745</b>        | <b>1491</b>   | <b>7.6</b>   |
| <b>17</b>         | <b>Thanjavur</b>            | <b>32429</b>        | <b>2431</b>   | <b>7.5</b>   |
| 18                | Thiruchirappalli            | 35856               | 2532  | 7.1  |
| 19                | Madurai                     | 46246               | 3138  | 6.8  |
| 20                | Nagapattinam                | 19286               | 1301  | 6.7  |
| 21                | Thiruvarur                  | 14833               | 989   | 6.7  |
| 22                | Virudhunagar                | 22365               | 1477  | 6.6  |
| 23                | The Nilgiris                | 6385                | 416   | 6.5  |
| 24                | Namakkal                    | 18441               | 1153  | 6.3  |
| 25                | Thiruvallur                 | 32592               | 2008  | 6.2  |
| 26                | Kancheepuram                | 41665               | 2007  | 4.8  |
| 27                | Theni                       | 14147               | 678   | 4.8  |
| 28                | Erode                       | 23826               | 863   | 3.6  |
| 29                | Kanniyakumari               | 22485               | 739   | 3.3  |
| 30                | Chennai                     | 79767               | 2161  | 2.7  |
| 31                | Coimbatore                  | 45746               | 1128  | 2.5  |
| 32                | Thiruppur                   | 29895               | 670   | 2.2  |
| <b>TAMIL NADU</b> |                             | <b>927287</b>       | <b>67737</b>  | <b>7.3</b>   |

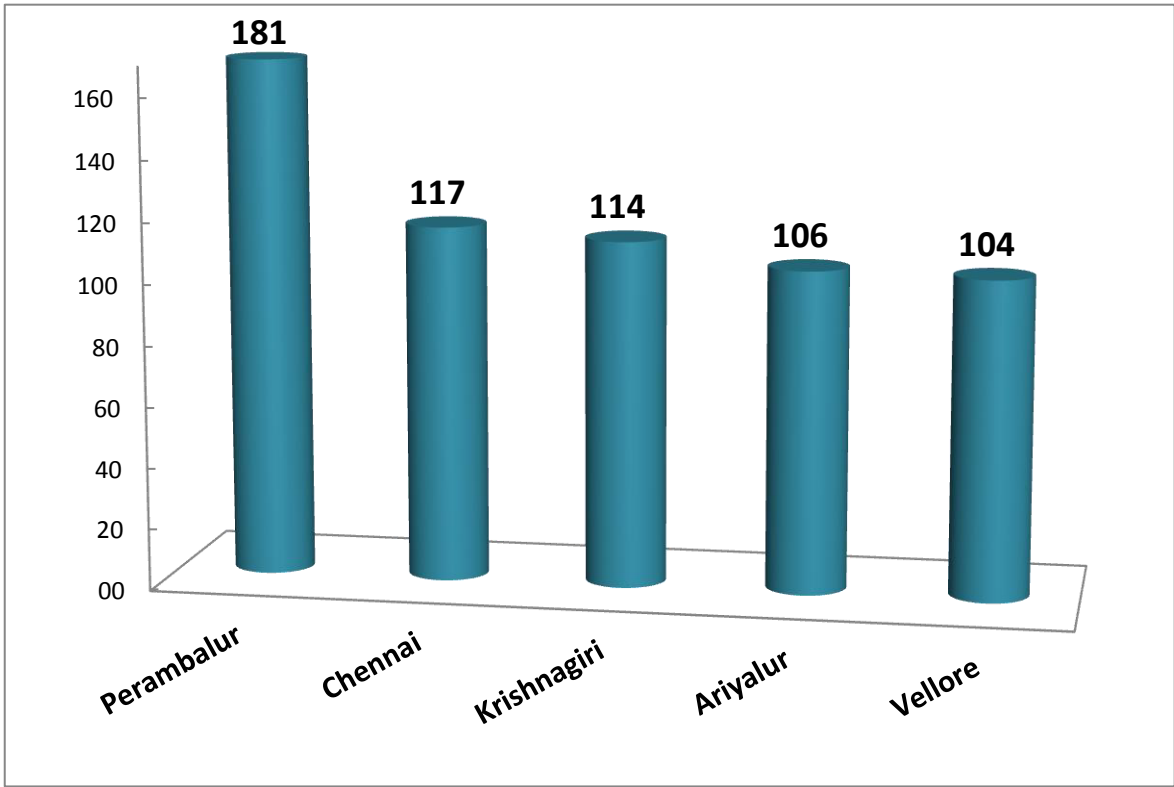
**% OF FIVE GOOD PERFORMING DISTRICT IN STERILIZATION 2018-19  
(UPTO FEBRUARY 2019)**



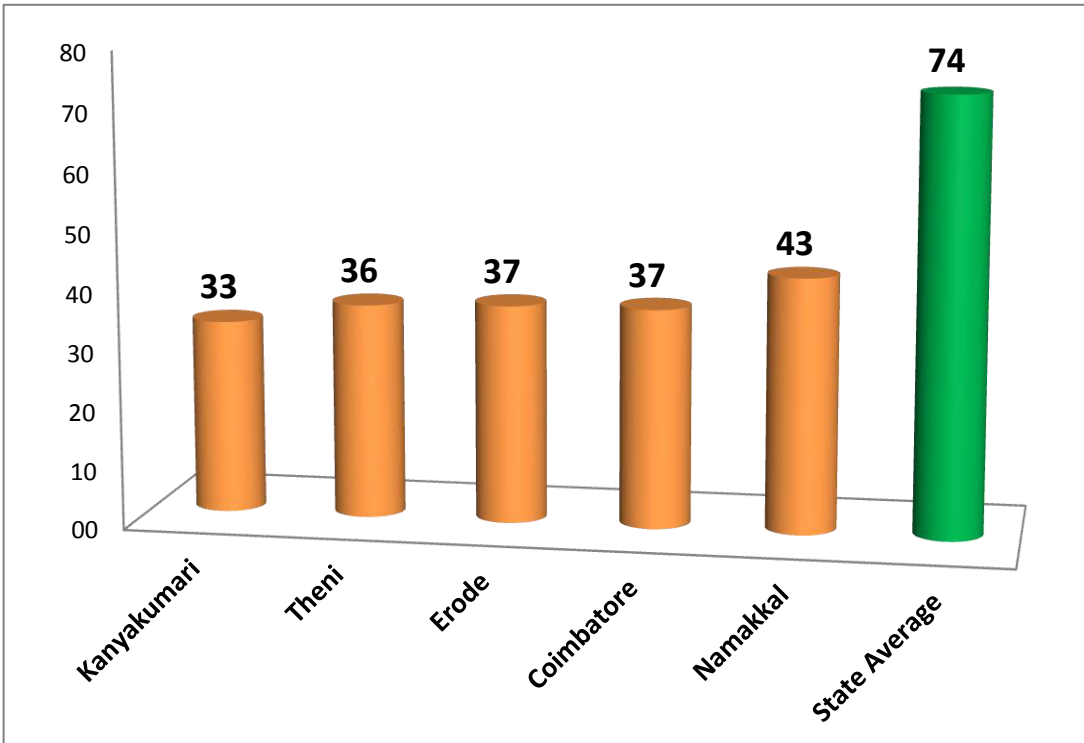
**% OF FIVE POOR PERFORMING DISTRICT IN STERILIZATION 2018-19  
(UPTO FEBRUARY 2019)**



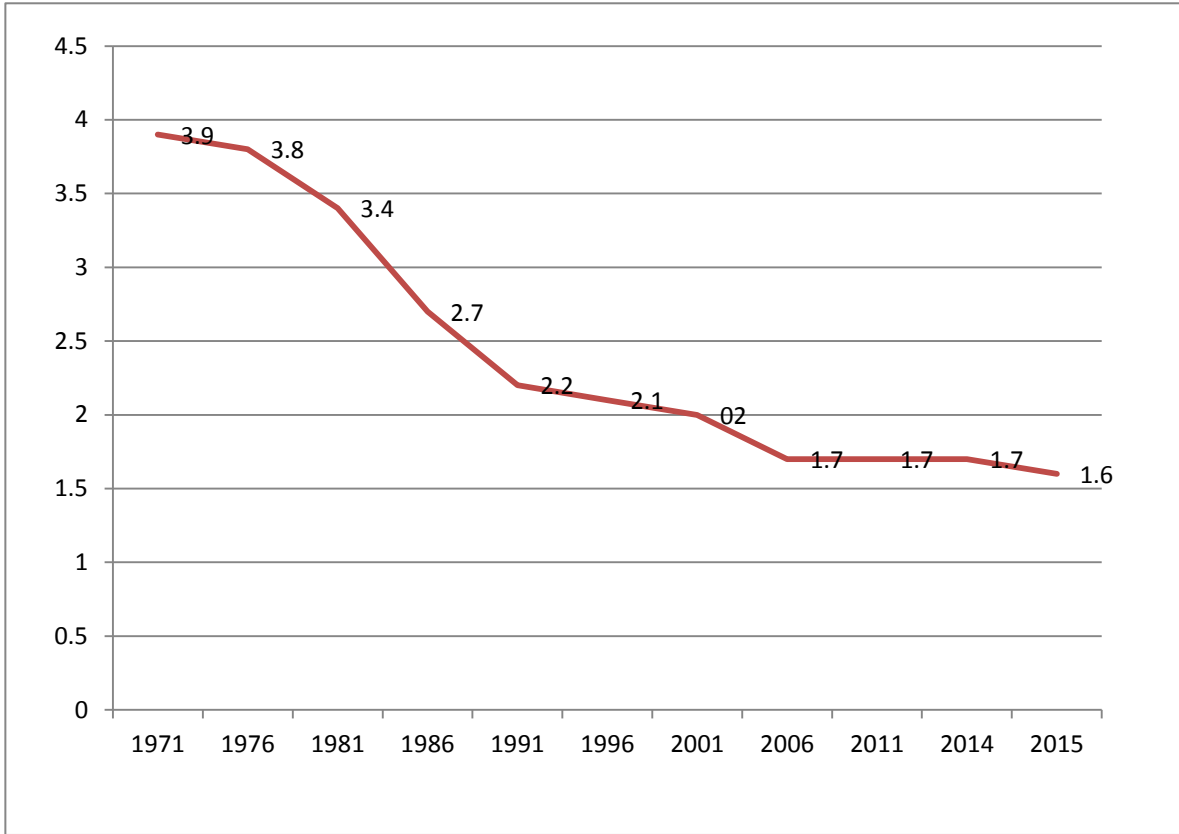
**% OF FIVE GOOD PERFORMING DISTRICT IN PPIUCD 2018-19  
(UPTO FEBRUARY 2019)**



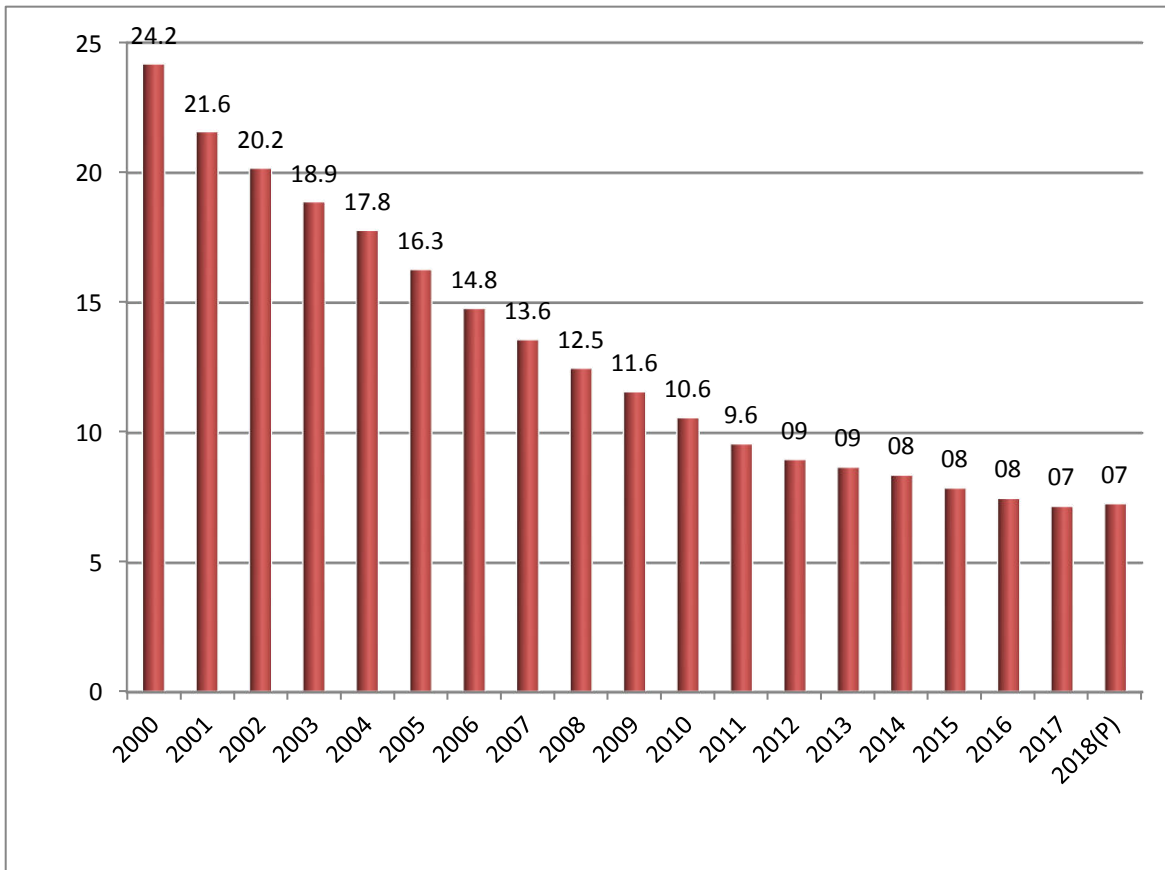
**% OF FIVE POOR PERFORMING DISTRICT IN PPIUCD 2018-19  
(UPTO FEBRUARY 2019)**



### TRENDS IN % OF TOTAL FERTILITY RATE



### TRENDS IN % OF HIGHER ORDER BIRTH



**(a). PERFORMANCE WITH REFERENCE TO ELD 2018-19 (UPTO FEB. 2019)**

| Sl. No | Programme                  | ELD           | P.ELD         | DURING FEB.19 | UPTO FEB.19   | % w.r.t P. ELD |
|--------|----------------------------|---------------|---------------|---------------|---------------|----------------|
| 1      | Male Sterilisation         | 8000          | 7333          | 129           | 457           | 6.2            |
| 2      | Female Sterilisation       | 392000        | 359333        | 17830         | 235918        | 65.7           |
|        | <b>Total Sterilisation</b> | <b>400000</b> | <b>366667</b> | <b>17959</b>  | <b>236375</b> | <b>64.5</b>    |
| 3      | Interval IUCD              | 180000        | 165000        | 8929          | 119281        | 73.3           |
| 4      | PAIUCD                     |               |               | 144           | 1686          |                |
| 5      | PPIUCD                     | 270000        | 247500        | 13675         | 182770        | 73.8           |
|        | <b>Total IUCD</b>          | <b>450000</b> | <b>412500</b> | <b>22748</b>  | <b>303737</b> | <b>73.6</b>    |
| 6      | O.P. Users                 | 200000        | 200000        | 34518         | 34518         | 17.3           |
| 7      | C.C Users                  | 300000        | 300000        | 98212         | 98212         | 32.7           |

**(b).COMPARATIVE STATEMENT FOR FW PERFORMANCE 2018-19 (UPTO FEBRUARY 2019)**

| Sl. No | Method                     | 2018-19       | 2017-18       | Inc./ Dec.   | % of Inc./Dec. |
|--------|----------------------------|---------------|---------------|--------------|----------------|
| 1      | Vasectomy                  | 457           | 521           | -64          | -12.3          |
| 2      | Tubectomy                  | 209827        | 214618        | -4791        | -2.2           |
| 3      | Laparoscopic               | 26091         | 25207         | 884          | 3.5            |
|        | <b>TOTAL STERILISATION</b> | <b>236375</b> | <b>240346</b> | <b>-3971</b> | <b>-1.7</b>    |
| 4      | INTERVAL IUCD              | 119281        | 187531        | -68250       | -36.4          |
| 5      | PAIUCD                     | 1686          | 1610          | 76           | 4.7            |
| 6      | PPIUCD                     | 182770        | 152774        | 29996        | 19.6           |
| 7      | OP USERS                   | 34518         | 45693         | -11175       | -24.5          |
| 8      | CC USERS                   | 98212         | 87041         | 11171        | 12.8           |
| 9      | MTP                        | 67679         | 57591         | 10088        | 17.5           |
| 10     | ANTARA                     | 35259         | 1697          | 33562        | -              |
| 11     | CHHAYA                     | 68777         | 3061          | 65716        | -              |

**( c ). STERILISATION SHARE BY DIFFERENT INSTITUTIONS 2018-19 (UPTO FEBRUARY 2019 )**

| Sl. No | Department               | No. of Sterilisations |              |               |              |
|--------|--------------------------|-----------------------|--------------|---------------|--------------|
|        |                          | 2019                  | %            | 2018          | Inc./ Dec.   |
| 1      | GH                       | 64499                 | 27.3         | 65366         | -867         |
| 2      | MCH                      | 37718                 | 16.0         | 38222         | -504         |
| 3      | PHC                      | 46038                 | 19.5         | 46008         | 30           |
| 4      | ESI                      | 717                   | 0.3          | 854           | -137         |
| 5      | Local Bodies             | 7012                  | 3.1          | 7496          | -484         |
| 6      | Voluntary Organisations  | 7169                  | 3.1          | 8186          | -1017        |
| 7      | Approved Nursing Homes   | 68688                 | 28.8         | 69331         | -643         |
| 8      | Unapproved Nursing Homes | 4534                  | 1.9          | 4883          | -349         |
|        | <b>TOTAL</b>             | <b>236375</b>         | <b>100.0</b> | <b>240346</b> | <b>-3971</b> |

**PERFORMANCE DURING AND UPTO THE MONTH OF FEBRUARY 2019**

| Sl. No                                   | Programme                          | DM FEB.      | UPTO FEB      | % w.r.t Total Upto Feb. 2019 |
|--|------------------------------------|--------------|---------------|------------------------------|
| <b>1</b>                                 | <b>Male Sterilisation</b>          |              |               |                              |
|  | Conventional Vasectomy             | 1            | 12            | 0.0                          |
|  | No Scalpel Vasectomy               | 128          | 445           | 0.2                          |
| <b>Total Male Sterilisation</b>          |                                    | <b>129</b>   | <b>457</b>    | <b>0.2</b>                   |
| <b>2</b>                                 | <b>Female Sterilisation</b>        |              |               |                              |
|  | TAT / Mini Lap                     | 2098         | 26442         | 11.2                         |
|  | Tubectomy                          | 13712        | 183385        | 77.6                         |
|  | Laparoscopic                       | 2020         | 26091         | 11.0                         |
| <b>Total Female Sterilisation</b>        |                                    | <b>17830</b> | <b>235918</b> | <b>99.8</b>                  |
| <b>Total Sterilisation</b>               |                                    | <b>17959</b> | <b>236375</b> |                              |
| <b>3</b>                                 | <b>IUCD</b>                        |              |               |                              |
|  | Interval IUCD                      | 8929         | 119281        | 39.3                         |
|  | PAIUCD                             | 144          | 1686          | 0.6                          |
|  | PPIUCD                             | 13675        | 182770        | 60.2                         |
| <b>Total IUCD</b>                        |                                    | <b>22748</b> | <b>303737</b> |                              |
| <b>4</b>                                 | E.Pills                            | 4608         | 25660         |                              |
| <b>5</b>                                 | Chhaya                             |              | 68777         |                              |
| <b>6</b>                                 | <b>Antara</b>                      |              |               |                              |
|  | 1st Dose                           |              | 25759         | 73.1                         |
|  | 2nd Dose                           |              | 7061          | 20.0                         |
|  | 3rd Dose                           |              | 2027          | 5.7                          |
|  | 4th Dose                           |              | 412           | 1.2                          |
| <b>Total Antara</b>                      |                                    | <b>0</b>     | <b>35259</b>  |                              |
| <b>7</b>                                 | <b>MTP</b>                         |              |               |                              |
|  | MVA                                | 2009         | 22290         | 32.9                         |
|  | MMA                                | 1099         | 7558          | 11.2                         |
|  | EVA                                | 230          | 2063          | 3.0                          |
|  | Other Technique                    | 3695         | 35768         | 52.8                         |
| <b>Total MTP</b>                         |                                    | <b>7033</b>  | <b>67679</b>  |                              |
| <b>8</b>                                 | <b>POST ABORTION Sterilisation</b> |              |               |                              |
|  | MTP with TAT / Mini Lap            | 918          | 9896          | 76.5                         |
|  | MTP with Laparoscopic              | 358          | 3046          | 23.5                         |
| <b>Total POST ABORTION Sterilisation</b> |                                    | <b>1276</b>  | <b>12942</b>  |                              |

**MALE STERILISATION PERFORMANCE 2018-19**

| District          | ELD         | P.ELD       | Performance FEB. 2019 |            |                | Rank |
|-------------------|-------------|-------------|-----------------------|------------|----------------|------|
|                   |             |             | DM                    | UM         | % w.r.t. P.ELD |      |
| Kancheepuram      | 328         | 301         | 91                    | 101        | 33.6           | 1    |
| Ariyalur          | 94          | 86          | 0                     | 28         | 32.5           | 2    |
| Sivagangai        | 148         | 136         | 2                     | 30         | 22.1           | 3    |
| Kanyakumari       | 156         | 143         | 7                     | 16         | 11.2           | 4    |
| Cuddalore         | 288         | 264         | 7                     | 27         | 10.2           | 5    |
| Erode             | 218         | 200         | 2                     | 20         | 10.0           | 6    |
| Chennai           | 682         | 625         | 4                     | 50         | 8.0            | 7    |
| Perambalur        | 70          | 64          | 0                     | 5          | 7.8            | 8    |
| Tiruppur          | 228         | 209         | 3                     | 14         | 6.7            | 9    |
| Ramanathapuram    | 150         | 138         | 0                     | 8          | 5.8            | 10   |
| Thiruvannamalai   | 310         | 284         | 0                     | 16         | 5.6            | 11   |
| Coimbatore        | 344         | 315         | 4                     | 17         | 5.4            | 12   |
| The Nilgiris      | 62          | 57          | 0                     | 3          | 5.3            | 13   |
| Thirunelveli      | 350         | 321         | 0                     | 16         | 5.0            | 14   |
| Thanjavur         | 304         | 279         | 0                     | 13         | 4.7            | 15   |
| Karur             | 122         | 112         | 1                     | 5          | 4.5            | 16   |
| Namakkal          | 174         | 160         | 0                     | 7          | 4.4            | 17   |
| Theni             | 126         | 116         | 3                     | 5          | 4.3            | 18   |
| Thiruchirapalli   | 314         | 288         | 0                     | 12         | 4.2            | 19   |
| Dindigul          | 222         | 204         | 1                     | 8          | 3.9            | 20   |
| Thiruvallur       | 260         | 238         | 3                     | 8          | 3.4            | 21   |
| Dharmapuri        | 188         | 172         | 0                     | 5          | 2.9            | 22   |
| Pudukkottai       | 194         | 178         | 0                     | 5          | 2.8            | 23   |
| Vellore           | 468         | 429         | 1                     | 10         | 2.3            | 24   |
| Virudhunagar      | 198         | 182         | 0                     | 4          | 2.2            | 25   |
| Thoothukudi       | 178         | 163         | 0                     | 3          | 1.8            | 26   |
| Salem             | 428         | 392         | 0                     | 7          | 1.8            | 27   |
| Nagapattinam      | 204         | 187         | 0                     | 3          | 1.6            | 28   |
| Madurai           | 356         | 326         | 0                     | 4          | 1.2            | 29   |
| Krishnagiri       | 228         | 209         | 0                     | 2          | 1.0            | 30   |
| Villupuram        | 478         | 438         | 0                     | 4          | 0.9            | 31   |
| Thiruvarur        | 130         | 119         | 0                     | 1          | 0.8            | 32   |
| <b>TAMIL NADU</b> | <b>8000</b> | <b>7333</b> | <b>129</b>            | <b>457</b> | <b>6.2</b>     |      |



**FEMALE STERILISATION PERFORMANCE 2018-19**

| District          | ELD           | P.ELD         | Performance FEB. 2019 |               |                | Rank |
|-------------------|---------------|---------------|-----------------------|---------------|----------------|------|
|                   |               |               | DM                    | UM            | % w.r.t. P.ELD |      |
| Kanyakumari       | 7644          | 7007          | 660                   | 7468          | 106.6          | 1    |
| Virudhunagar      | 9702          | 8894          | 629                   | 8030          | 90.3           | 2    |
| Erode             | 10682         | 9792          | 652                   | 8597          | 87.8           | 3    |
| Kancheepuram      | 16072         | 14733         | 807                   | 12086         | 82.0           | 4    |
| Thoothukudi       | 8722          | 7995          | 456                   | 6433          | 80.5           | 5    |
| Ramanathapuram    | 7350          | 6738          | 406                   | 5185          | 77.0           | 6    |
| Dindigul          | 10878         | 9972          | 620                   | 7593          | 76.1           | 7    |
| Sivagangai        | 7252          | 6648          | 367                   | 5009          | 75.3           | 8    |
| Theni             | 6174          | 5660          | 351                   | 4200          | 74.2           | 9    |
| Dharmapuri        | 9212          | 8444          | 472                   | 6129          | 72.6           | 10   |
| Vellore           | 22932         | 21021         | 1048                  | 15145         | 72.0           | 11   |
| Namakkal          | 8526          | 7816          | 444                   | 5614          | 71.8           | 12   |
| Chennai           | 33418         | 30633         | 1746                  | 21942         | 71.6           | 13   |
| Krishnagiri       | 11172         | 10241         | 556                   | 7157          | 69.9           | 14   |
| Thiruvarur        | 6370          | 5839          | 298                   | 4004          | 68.6           | 15   |
| Coimbatore        | 16856         | 15451         | 857                   | 10247         | 66.3           | 16   |
| Thirunelveli      | 17150         | 15721         | 953                   | 10401         | 66.2           | 17   |
| Ariyalur          | 4606          | 4222          | 154                   | 2771          | 65.6           | 18   |
| Thanjavur         | 14896         | 13655         | 610                   | 8918          | 65.3           | 19   |
| Thiruvannamalai   | 15190         | 13924         | 500                   | 8287          | 59.5           | 20   |
| Thiruvallur       | 12740         | 11678         | 430                   | 6950          | 59.5           | 21   |
| Madurai           | 17444         | 15990         | 766                   | 9452          | 59.1           | 22   |
| The Nilgiris      | 3038          | 2785          | 130                   | 1641          | 58.9           | 23   |
| Perambalur        | 3430          | 3144          | 110                   | 1843          | 58.6           | 24   |
| Tiruppur          | 11172         | 10241         | 475                   | 5949          | 58.1           | 25   |
| Thiruchirapalli   | 15386         | 14104         | 667                   | 8047          | 57.1           | 26   |
| Karur             | 5978          | 5480          | 235                   | 3020          | 55.1           | 27   |
| Salem             | 20972         | 19224         | 765                   | 10095         | 52.5           | 28   |
| Cuddalore         | 14112         | 12936         | 424                   | 6453          | 49.9           | 29   |
| Pudukkottai       | 9506          | 8714          | 296                   | 4153          | 47.7           | 30   |
| Nagapattinam      | 9996          | 9163          | 286                   | 3997          | 43.6           | 31   |
| Villupuram        | 23422         | 21470         | 660                   | 9102          | 42.4           | 32   |
| <b>TAMIL NADU</b> | <b>392000</b> | <b>359333</b> | <b>17830</b>          | <b>235918</b> | <b>65.7</b>    |      |

**TOTAL STERILISATION PERFORMANCE 2018-19**

| District          | ELD           | P.ELD         | Performance FEB. 2019 |               |                | Rank |
|-------------------|---------------|---------------|-----------------------|---------------|----------------|------|
|                   |               |               | DM                    | UM            | % w.r.t. P.ELD |      |
| Kanyakumari       | 7800          | 7150          | 667                   | 7484          | 104.7          | 1    |
| Virudhunagar      | 9900          | 9075          | 629                   | 8034          | 88.5           | 2    |
| Erode             | 10900         | 9992          | 654                   | 8617          | 86.2           | 3    |
| Kancheepuram      | 16400         | 15033         | 898                   | 12187         | 81.1           | 4    |
| Thoothukudi       | 8900          | 8158          | 456                   | 6436          | 78.9           | 5    |
| Ramanathapuram    | 7500          | 6875          | 406                   | 5193          | 75.5           | 6    |
| Dindigul          | 11100         | 10175         | 621                   | 7601          | 74.7           | 7    |
| Sivagangai        | 7400          | 6783          | 369                   | 5039          | 74.3           | 8    |
| Theni             | 6300          | 5775          | 354                   | 4205          | 72.8           | 9    |
| Dharmapuri        | 9400          | 8617          | 472                   | 6134          | 71.2           | 10   |
| Vellore           | 23400         | 21450         | 1049                  | 15155         | 70.7           | 11   |
| Namakkal          | 8700          | 7975          | 444                   | 5621          | 70.5           | 12   |
| Chennai           | 34100         | 31258         | 1750                  | 21992         | 70.4           | 13   |
| Krishnagiri       | 11400         | 10450         | 556                   | 7159          | 68.5           | 14   |
| Thiruvarur        | 6500          | 5958          | 298                   | 4005          | 67.2           | 15   |
| Coimbatore        | 17200         | 15767         | 861                   | 10264         | 65.1           | 16   |
| Ariyalur          | 4700          | 4308          | 154                   | 2799          | 65.0           | 17   |
| Thirunelveli      | 17500         | 16042         | 953                   | 10417         | 64.9           | 18   |
| Thanjavur         | 15200         | 13933         | 610                   | 8931          | 64.1           | 19   |
| Thiruvannamalai   | 15500         | 14208         | 500                   | 8303          | 58.4           | 20   |
| Thiruvallur       | 13000         | 11917         | 433                   | 6958          | 58.4           | 21   |
| Madurai           | 17800         | 16317         | 766                   | 9456          | 58.0           | 22   |
| The Nilgiris      | 3100          | 2842          | 130                   | 1644          | 57.9           | 23   |
| Perambalur        | 3500          | 3208          | 110                   | 1848          | 57.6           | 24   |
| Tiruppur          | 11400         | 10450         | 478                   | 5963          | 57.1           | 25   |
| Thiruchirapalli   | 15700         | 14392         | 667                   | 8059          | 56.0           | 26   |
| Karur             | 6100          | 5592          | 236                   | 3025          | 54.1           | 27   |
| Salem             | 21400         | 19617         | 765                   | 10102         | 51.5           | 28   |
| Cuddalore         | 14400         | 13200         | 431                   | 6480          | 49.1           | 29   |
| Pudukkottai       | 9700          | 8892          | 296                   | 4158          | 46.8           | 30   |
| Nagapattinam      | 10200         | 9350          | 286                   | 4000          | 42.8           | 31   |
| Villupuram        | 23900         | 21908         | 660                   | 9106          | 41.6           | 32   |
| <b>TAMIL NADU</b> | <b>400000</b> | <b>366667</b> | <b>17959</b>          | <b>236375</b> | <b>64.5</b>    |      |

**STERILISATION PERFORMANCE COMPARED WITH PREVIOUS YEAR**

| Sl. No            | Name of the District | Performance                |                           | Inc / Dec    |
|-------------------|----------------------|----------------------------|---------------------------|--------------|
|                   |                      | 2018-19<br>(Upto Feb. -19) | 2017-18<br>(Upto Feb.-18) |              |
| 1                 | Thiruvannamalai      | 8303                       | 7623                      | 680          |
| 2                 | Krishnagiri          | 7159                       | 6781                      | 378          |
| 3                 | Namakkal             | 5621                       | 5248                      | 373          |
| 4                 | Salem                | 10102                      | 9787                      | 315          |
| 5                 | Ariyalur             | 2799                       | 2544                      | 255          |
| 6                 | Madurai              | 9456                       | 9227                      | 229          |
| 7                 | Dharmapuri           | 6134                       | 5947                      | 187          |
| 8                 | Thiruchirapalli      | 8059                       | 7896                      | 163          |
| 9                 | Perambalur           | 1848                       | 1773                      | 75           |
| 10                | Karur                | 3025                       | 2952                      | 73           |
| 11                | Coimbatore           | 10264                      | 10220                     | 44           |
| 12                | Thiruvarur           | 4005                       | 3961                      | 44           |
| 13                | Erode                | 8617                       | 8585                      | 32           |
| 14                | Sivagangai           | 5039                       | 5031                      | 8            |
| 15                | Pudukkottai          | 4158                       | 4162                      | -4           |
| 16                | Kancheepuram         | 12187                      | 12196                     | -9           |
| 17                | The Nilgiris         | 1644                       | 1657                      | -13          |
| 18                | Nagapattinam         | 4000                       | 4039                      | -39          |
| 19                | Ramanathapuram       | 5193                       | 5282                      | -89          |
| 20                | Theni                | 4205                       | 4323                      | -118         |
| 21                | Tiruppur             | 5963                       | 6124                      | -161         |
| 22                | Virudhunagar         | 8034                       | 8235                      | -201         |
| 23                | Thiruvallur          | 6958                       | 7215                      | -257         |
| 24                | Thoothukudi          | 6436                       | 6700                      | -264         |
| 25                | Kanyakumari          | 7484                       | 7841                      | -357         |
| 26                | Thanjavur            | 8931                       | 9362                      | -431         |
| 27                | Villupuram           | 9106                       | 9602                      | -496         |
| 28                | Cuddalore            | 6480                       | 7065                      | -585         |
| 29                | Dindigul             | 7601                       | 8304                      | -703         |
| 30                | Thirunelveli         | 10417                      | 11230                     | -813         |
| 31                | Chennai              | 21992                      | 23052                     | -1060        |
| 32                | Vellore              | 15155                      | 16382                     | -1227        |
| <b>TAMIL NADU</b> |                      | <b>236375</b>              | <b>240346</b>             | <b>-3971</b> |

**METHOD - WISE FEMALE STERILISATION 2018-19 (UPTO FEB. 2019)**

| Sl. No | Name of the District | During the Month |              |             |              | Upto the month |               |              |               |
|--------|----------------------|------------------|--------------|-------------|--------------|----------------|---------------|--------------|---------------|
|        |                      | TAT / Mini Lap   | TUB          | LS          | Total        | TAT / Mini Lap | TUB           | LS           | Total         |
| 1      | Ariyalur             | 5                | 105          | 44          | 154          | 132            | 1664          | 975          | 2771          |
| 2      | Chennai              | 127              | 1363         | 256         | 1746         | 1537           | 17164         | 3241         | 21942         |
| 3      | Coimbatore           | 77               | 694          | 86          | 857          | 721            | 8560          | 966          | 10247         |
| 4      | Cuddalore            | 44               | 311          | 69          | 424          | 594            | 5076          | 783          | 6453          |
| 5      | Dharmapuri           | 81               | 347          | 44          | 472          | 1144           | 4467          | 518          | 6129          |
| 6      | Dindigul             | 20               | 340          | 260         | 620          | 229            | 4317          | 3047         | 7593          |
| 7      | Erode                | 75               | 526          | 51          | 652          | 751            | 7158          | 688          | 8597          |
| 8      | Kancheepuram         | 74               | 619          | 114         | 807          | 926            | 9881          | 1279         | 12086         |
| 9      | Kanyakumari          | 1                | 626          | 33          | 660          | 75             | 6760          | 633          | 7468          |
| 10     | Karur                | 12               | 168          | 55          | 235          | 165            | 2067          | 788          | 3020          |
| 11     | Krishnagiri          | 151              | 358          | 47          | 556          | 1465           | 5115          | 577          | 7157          |
| 12     | Madurai              | 124              | 616          | 26          | 766          | 1848           | 7424          | 180          | 9452          |
| 13     | Nagapattinam         | 13               | 265          | 8           | 286          | 273            | 3641          | 83           | 3997          |
| 14     | Namakkal             | 58               | 337          | 49          | 444          | 660            | 4326          | 628          | 5614          |
| 15     | Perambalur           | 7                | 92           | 11          | 110          | 309            | 1292          | 242          | 1843          |
| 16     | Pudukkottai          | 39               | 254          | 3           | 296          | 473            | 3653          | 27           | 4153          |
| 17     | Ramanathapuram       | 32               | 322          | 52          | 406          | 1136           | 3341          | 708          | 5185          |
| 18     | Salem                | 148              | 564          | 53          | 765          | 1693           | 7502          | 900          | 10095         |
| 19     | Sivagangai           | 44               | 311          | 12          | 367          | 499            | 4260          | 250          | 5009          |
| 20     | Thanjavur            | 22               | 508          | 80          | 610          | 204            | 7490          | 1224         | 8918          |
| 21     | The Nilgiris         | 20               | 83           | 27          | 130          | 432            | 1024          | 185          | 1641          |
| 22     | Theni                | 57               | 277          | 17          | 351          | 650            | 3387          | 163          | 4200          |
| 23     | Thiruchirapalli      | 84               | 447          | 136         | 667          | 967            | 5590          | 1490         | 8047          |
| 24     | Thirunelveli         | 33               | 819          | 101         | 953          | 338            | 8784          | 1279         | 10401         |
| 25     | Thiruvallur          | 96               | 297          | 37          | 430          | 1084           | 5232          | 634          | 6950          |
| 26     | Thiruvannamalai      | 176              | 317          | 7           | 500          | 2640           | 5505          | 142          | 8287          |
| 27     | Thiruvarur           | 15               | 275          | 8           | 298          | 173            | 3718          | 113          | 4004          |
| 28     | Thoothukudi          | 64               | 366          | 26          | 456          | 651            | 5340          | 442          | 6433          |
| 29     | Tiruppur             | 52               | 385          | 38          | 475          | 564            | 4796          | 589          | 5949          |
| 30     | Vellore              | 188              | 829          | 31          | 1048         | 2054           | 12800         | 291          | 15145         |
| 31     | Villupuram           | 71               | 366          | 223         | 660          | 991            | 5435          | 2676         | 9102          |
| 32     | Virudhunagar         | 88               | 525          | 16          | 629          | 1064           | 6616          | 350          | 8030          |
|        | <b>TAMIL NADU</b>    | <b>2098</b>      | <b>13712</b> | <b>2020</b> | <b>17830</b> | <b>26442</b>   | <b>183385</b> | <b>26091</b> | <b>235918</b> |

**METHOD - WISE MALE STERILISATION 2018-19 (UPTO FEB. 2019)**

| Sl. No            | Name of the District | During the Month |            |            | Upto the Month |            |            |
|-------------------|----------------------|------------------|------------|------------|----------------|------------|------------|
|                   |                      | CV               | NSV        | Total      | CV             | NSV        | Total      |
| 1                 | Ariyalur             | 0                | 0          | 0          | 0              | 28         | 28         |
| 2                 | Chennai              | 0                | 4          | 4          | 4              | 46         | 50         |
| 3                 | Coimbatore           | 1                | 3          | 4          | 3              | 14         | 17         |
| 4                 | Cuddalore            | 0                | 7          | 7          | 0              | 27         | 27         |
| 5                 | Dharmapuri           | 0                | 0          | 0          | 0              | 5          | 5          |
| 6                 | Dindigul             | 0                | 1          | 1          | 0              | 8          | 8          |
| 7                 | Erode                | 0                | 2          | 2          | 0              | 20         | 20         |
| 8                 | Kancheepuram         | 0                | 91         | 91         | 0              | 101        | 101        |
| 9                 | Kanyakumari          | 0                | 7          | 7          | 0              | 16         | 16         |
| 10                | Karur                | 0                | 1          | 1          | 0              | 5          | 5          |
| 11                | Krishnagiri          | 0                | 0          | 0          | 0              | 2          | 2          |
| 12                | Madurai              | 0                | 0          | 0          | 0              | 4          | 4          |
| 13                | Nagapattinam         | 0                | 0          | 0          | 0              | 3          | 3          |
| 14                | Namakkal             | 0                | 0          | 0          | 2              | 5          | 7          |
| 15                | Perambalur           | 0                | 0          | 0          | 0              | 5          | 5          |
| 16                | Pudukkottai          | 0                | 0          | 0          | 1              | 4          | 5          |
| 17                | Ramanathapuram       | 0                | 0          | 0          | 0              | 8          | 8          |
| 18                | Salem                | 0                | 0          | 0          | 0              | 7          | 7          |
| 19                | Sivagangai           | 0                | 2          | 2          | 0              | 30         | 30         |
| 20                | Thanjavur            | 0                | 0          | 0          | 0              | 13         | 13         |
| 21                | The Nilgiris         | 0                | 0          | 0          | 1              | 2          | 3          |
| 22                | Theni                | 0                | 3          | 3          | 0              | 5          | 5          |
| 23                | Thiruchirapalli      | 0                | 0          | 0          | 1              | 11         | 12         |
| 24                | Thirunelveli         | 0                | 0          | 0          | 0              | 16         | 16         |
| 25                | Thiruvallur          | 0                | 3          | 3          | 0              | 8          | 8          |
| 26                | Thiruvannamalai      | 0                | 0          | 0          | 0              | 16         | 16         |
| 27                | Thiruvarur           | 0                | 0          | 0          | 0              | 1          | 1          |
| 28                | Thoothukudi          | 0                | 0          | 0          | 0              | 3          | 3          |
| 29                | Tiruppur             | 0                | 3          | 3          | 0              | 14         | 14         |
| 30                | Vellore              | 0                | 1          | 1          | 0              | 10         | 10         |
| 31                | Villupuram           | 0                | 0          | 0          | 0              | 4          | 4          |
| 32                | Virudhunagar         | 0                | 0          | 0          | 0              | 4          | 4          |
| <b>TAMIL NADU</b> |                      | <b>1</b>         | <b>128</b> | <b>129</b> | <b>12</b>      | <b>445</b> | <b>457</b> |

**PPIUCD PERFORMANCE -2018-19 (UPTO FEBRUARY 2019)**

| District        | ELD           | P.ELD         | Performance Upto Feb. 2019 |               |                | 2017-18 (Upto Feb.-18) | Inc / Dec    | Rank |
|-----------------|---------------|---------------|----------------------------|---------------|----------------|------------------------|--------------|------|
|                 |               |               | DM                         | UM            | % w.r.t. P.ELD |                        |              |      |
| Perambalur      | 2200          | 2017          | 286                        | 3654          | 181.2          | 3001                   | 653          | 1    |
| Chennai         | 26800         | 24567         | 1680                       | 28705         | 116.8          | 27425                  | 1280         | 2    |
| Krishnagiri     | 7000          | 6417          | 661                        | 7290          | 113.6          | 6029                   | 1261         | 3    |
| Ariyalur        | 3000          | 2750          | 200                        | 2908          | 105.7          | 1254                   | 1654         | 4    |
| Vellore         | 13800         | 12650         | 1021                       | 13218         | 104.5          | 12243                  | 975          | 5    |
| Virudhunagar    | 6900          | 6325          | 525                        | 6534          | 103.3          | 4992                   | 1542         | 6    |
| Thoothukudi     | 5900          | 5408          | 427                        | 5341          | 98.8           | 4058                   | 1283         | 7    |
| Thiruvavarur    | 4600          | 4217          | 317                        | 4107          | 97.4           | 3805                   | 302          | 8    |
| Thanjavur       | 9700          | 8892          | 527                        | 8338          | 93.8           | 8453                   | -115         | 9    |
| Dharmapuri      | 5500          | 5042          | 378                        | 4646          | 92.2           | 4681                   | -35          | 10   |
| Pudukkottai     | 5900          | 5408          | 425                        | 4736          | 87.6           | 2371                   | 2365         | 11   |
| Kancheepuram    | 11600         | 10633         | 519                        | 9245          | 86.9           | 5902                   | 3343         | 12   |
| Sivagangai      | 5100          | 4675          | 314                        | 3968          | 84.9           | 2885                   | 1083         | 13   |
| Thirunelveli    | 11300         | 10358         | 592                        | 7225          | 69.8           | 5609                   | 1616         | 14   |
| Dindigul        | 7500          | 6875          | 420                        | 4747          | 69.0           | 2649                   | 2098         | 15   |
| Thiruchirapalli | 10300         | 9442          | 499                        | 6278          | 66.5           | 5338                   | 940          | 16   |
| Madurai         | 12200         | 11183         | 499                        | 7123          | 63.7           | 6291                   | 832          | 17   |
| Ramanathapuram  | 5000          | 4583          | 256                        | 2917          | 63.6           | 2412                   | 505          | 18   |
| Karur           | 4200          | 3850          | 185                        | 2390          | 62.1           | 1410                   | 980          | 19   |
| Thiruvallur     | 9000          | 8250          | 293                        | 5066          | 61.4           | 3566                   | 1500         | 20   |
| Villupuram      | 13800         | 12650         | 452                        | 7519          | 59.4           | 4001                   | 3518         | 21   |
| The Nilgiris    | 2500          | 2292          | 132                        | 1356          | 59.2           | 1356                   | 0            | 22   |
| Nagapattinam    | 6700          | 6142          | 282                        | 3529          | 57.5           | 2615                   | 914          | 23   |
| Thiruvannamalai | 8300          | 7608          | 325                        | 4077          | 53.6           | 5401                   | -1324        | 24   |
| Tiruppur        | 9000          | 8250          | 308                        | 4273          | 51.8           | 3749                   | 524          | 25   |
| Cuddalore       | 9400          | 8617          | 349                        | 4436          | 51.5           | 3980                   | 456          | 26   |
| Salem           | 13500         | 12375         | 634                        | 5696          | 46.0           | 5886                   | -190         | 27   |
| Namakkal        | 6300          | 5775          | 245                        | 2495          | 43.2           | 1122                   | 1373         | 28   |
| Coimbatore      | 13400         | 12283         | 383                        | 4572          | 37.2           | 4435                   | 137          | 29   |
| Erode           | 8700          | 7975          | 242                        | 2956          | 37.1           | 1988                   | 968          | 30   |
| Theni           | 4300          | 3942          | 123                        | 1437          | 36.5           | 2330                   | -893         | 31   |
| Kanyakumari     | 6600          | 6050          | 176                        | 1988          | 32.9           | 1537                   | 451          | 32   |
|                 | <b>270000</b> | <b>247500</b> | <b>13675</b>               | <b>182770</b> | <b>73.8</b>    | <b>152774</b>          | <b>29996</b> |      |

**INTERVAL IUCD PERFORMANCE -2018-19 (UPTO FEB. 2019)**

| District          | ELD           | P.ELD         | Performance Upto Feb. 2019 |               |                | 2017-18 (Upto Feb.'18) | Inc / Dec | Rank |
|-------------------|---------------|---------------|----------------------------|---------------|----------------|------------------------|-----------|------|
|                   |               |               | DM                         | UM            | % w.r.t. P.ELD |                        |           |      |
| Ramanathapuram    | 3200          | 2933          | 437                        | 5443          | 185.6          | 6600                   | -1157     | 1    |
| Thiruvarur        | 3000          | 2750          | 223                        | 3964          | 144.1          | 5549                   | -1585     | 2    |
| Chennai           | 17800         | 16317         | 1499                       | 19563         | 119.9          | 23393                  | -3830     | 3    |
| Sivagangai        | 3500          | 3208          | 199                        | 3659          | 114.0          | 6034                   | -2375     | 4    |
| Theni             | 2900          | 2658          | 252                        | 2923          | 110.0          | 2853                   | 70        | 5    |
| Nagapattinam      | 4400          | 4033          | 277                        | 4223          | 104.7          | 5973                   | -1750     | 6    |
| Dindigul          | 4900          | 4492          | 368                        | 4296          | 95.6           | 6433                   | -2137     | 7    |
| Erode             | 5700          | 5225          | 395                        | 4825          | 92.3           | 6480                   | -1655     | 8    |
| Krishnagiri       | 4600          | 4217          | 311                        | 3858          | 91.5           | 4778                   | -920      | 9    |
| Thoothukudi       | 4100          | 3758          | 246                        | 3304          | 87.9           | 5075                   | -1771     | 10   |
| Coimbatore        | 8900          | 8158          | 559                        | 7092          | 86.9           | 9254                   | -2162     | 11   |
| Thanjavur         | 6600          | 6050          | 193                        | 5197          | 85.9           | 8939                   | -3742     | 12   |
| Ariyalur          | 1900          | 1742          | 78                         | 1425          | 81.8           | 2331                   | -906      | 13   |
| Dharmapuri        | 3600          | 3300          | 137                        | 2526          | 76.5           | 5345                   | -2819     | 14   |
| Cuddalore         | 6200          | 5683          | 329                        | 4291          | 75.5           | 9432                   | -5141     | 15   |
| The Nilgiris      | 1600          | 1467          | 99                         | 1069          | 72.9           | 1437                   | -368      | 16   |
| Karur             | 2800          | 2567          | 129                        | 1745          | 68.0           | 2345                   | -600      | 17   |
| Kanyakumari       | 4400          | 4033          | 258                        | 2589          | 64.2           | 3679                   | -1090     | 18   |
| Tiruppur          | 5900          | 5408          | 240                        | 3295          | 60.9           | 4606                   | -1311     | 19   |
| Virudhunagar      | 4700          | 4308          | 110                        | 2598          | 60.3           | 5862                   | -3264     | 20   |
| Thiruchirapalli   | 7000          | 6417          | 363                        | 3854          | 60.1           | 4499                   | -645      | 21   |
| Pudukkottai       | 4000          | 3667          | 126                        | 2141          | 58.4           | 3366                   | -1225     | 22   |
| Vellore           | 9300          | 8525          | 332                        | 4886          | 57.3           | 7549                   | -2663     | 23   |
| Villupuram        | 9300          | 8525          | 271                        | 4782          | 56.1           | 11442                  | -6660     | 24   |
| Thirunelveli      | 7700          | 7058          | 200                        | 3625          | 51.4           | 6135                   | -2510     | 25   |
| Kancheepuram      | 7700          | 7058          | 302                        | 3338          | 47.3           | 5571                   | -2233     | 26   |
| Madurai           | 8100          | 7425          | 345                        | 3364          | 45.3           | 6475                   | -3111     | 27   |
| Perambalur        | 1400          | 1283          | 32                         | 545           | 42.5           | 707                    | -162      | 28   |
| Thiruvannamalai   | 5700          | 5225          | 491                        | 1747          | 33.4           | 3549                   | -1802     | 29   |
| Namakkal          | 4100          | 3758          | 93                         | 1155          | 30.7           | 2761                   | -1606     | 30   |
| Thiruvallur       | 5900          | 5408          | 39                         | 1512          | 28.0           | 3926                   | -2414     | 31   |
| Salem             | 9100          | 8342          | 140                        | 2133          | 25.6           | 6763                   | -4630     | 32   |
| <b>TAMIL NADU</b> | <b>180000</b> | <b>165000</b> | <b>9073</b>                | <b>120967</b> | <b>2415</b>    | <b>189141</b>          | -68174    |      |

**TOTAL I.U.C.D. PERFORMANCE COMPARED WITH PREVIOUS YEAR**

| Sl. No            | Name of the District | Performance                |                           | Inc / Dec     |
|-------------------|----------------------|----------------------------|---------------------------|---------------|
|                   |                      | 2018-19<br>(Upto Feb. -19) | 2017-18<br>(Upto Feb.-18) |               |
| 1                 | Pudukkottai          | 6877                       | 5737                      | 1140          |
| 2                 | Kancheepuram         | 12583                      | 11473                     | 1110          |
| 3                 | Ariyalur             | 4333                       | 3585                      | 748           |
| 4                 | Perambalur           | 4199                       | 3708                      | 491           |
| 5                 | Karur                | 4135                       | 3755                      | 380           |
| 6                 | Krishnagiri          | 11148                      | 10807                     | 341           |
| 7                 | Thiruchirapalli      | 10132                      | 9837                      | 295           |
| 8                 | Dindigul             | 9043                       | 9082                      | -39           |
| 9                 | Namakkal             | 3650                       | 3883                      | -233          |
| 10                | The Nilgiris         | 2425                       | 2793                      | -368          |
| 11                | Thoothukudi          | 8645                       | 9133                      | -488          |
| 12                | Kanyakumari          | 4577                       | 5216                      | -639          |
| 13                | Ramanathapuram       | 8360                       | 9012                      | -652          |
| 14                | Erode                | 7781                       | 8468                      | -687          |
| 15                | Tiruppur             | 7568                       | 8355                      | -787          |
| 16                | Theni                | 4360                       | 5183                      | -823          |
| 17                | Nagapattinam         | 7752                       | 8588                      | -836          |
| 18                | Thirunelveli         | 10850                      | 11744                     | -894          |
| 19                | Thiruvallur          | 6578                       | 7492                      | -914          |
| 20                | Thiruvarur           | 8071                       | 9354                      | -1283         |
| 21                | Sivagangai           | 7627                       | 8919                      | -1292         |
| 22                | Vellore              | 18104                      | 19792                     | -1688         |
| 23                | Virudhunagar         | 9132                       | 10854                     | -1722         |
| 24                | Coimbatore           | 11664                      | 13689                     | -2025         |
| 25                | Madurai              | 10487                      | 12766                     | -2279         |
| 26                | Chennai              | 48268                      | 50818                     | -2550         |
| 27                | Dharmapuri           | 7172                       | 10026                     | -2854         |
| 28                | Thiruvannamalai      | 5824                       | 8950                      | -3126         |
| 29                | Villupuram           | 12301                      | 15443                     | -3142         |
| 30                | Thanjavur            | 13535                      | 17392                     | -3857         |
| 31                | Cuddalore            | 8727                       | 13412                     | -4685         |
| 32                | Salem                | 7829                       | 12649                     | -4820         |
| <b>TAMIL NADU</b> |                      | <b>303737</b>              | <b>341915</b>             | <b>-38178</b> |



**ORAL PILLS PERFORMANCE 2018-19 ( UPTO FEB. 2019 )**

| Sl. No            | Name of the District | Expected Level of Demand | O.P. Cycles      |                | O.P. Users Upto Feb. 2019 | % of Performance to ELD | No. of E-Pills Distributed |
|-------------------|----------------------|--------------------------|------------------|----------------|---------------------------|-------------------------|----------------------------|
|                   |                      |                          | During Feb. 2019 | Upto Feb. 2019 |                           |                         |                            |
| 1                 | Thiruvarur           | 3400                     | 1458             | 13671          | 1147                      | 33.7                    | 1091                       |
| 2                 | Sivagangai           | 3900                     | 1260             | 14824          | 1244                      | 31.9                    | 1493                       |
| 3                 | Karur                | 3200                     | 1091             | 11296          | 948                       | 29.6                    | 172                        |
| 4                 | Ramanathapuram       | 3600                     | 1148             | 12599          | 1057                      | 29.4                    | 262                        |
| 5                 | Perambalur           | 1600                     | 341              | 5595           | 470                       | 29.3                    | 75                         |
| 6                 | Nagapattinam         | 4700                     | 4302             | 16313          | 1369                      | 29.1                    | 417                        |
| 7                 | The Nilgiris         | 2000                     | 423              | 6433           | 540                       | 27.0                    | 254                        |
| 8                 | Virudhunagar         | 5300                     | 1854             | 16655          | 1398                      | 26.4                    | 3767                       |
| 9                 | Thoothukudi          | 4600                     | 1361             | 12013          | 1008                      | 21.9                    | 235                        |
| 10                | Kancheepuram         | 8400                     | 1984             | 20911          | 1755                      | 20.9                    | 481                        |
| 11                | Cuddalore            | 6800                     | 1410             | 16341          | 1371                      | 20.2                    | 1765                       |
| 12                | Tiruppur             | 6700                     | 1561             | 15249          | 1280                      | 19.1                    | 962                        |
| 13                | Vellore              | 10100                    | 1563             | 22567          | 1894                      | 18.7                    | 2009                       |
| 14                | Thiruvannamalai      | 6200                     | 1094             | 13487          | 1132                      | 18.3                    | 265                        |
| 15                | Dindigul             | 5600                     | 888              | 12083          | 1014                      | 18.1                    | 1515                       |
| 16                | Erode                | 6500                     | 1332             | 13688          | 1149                      | 17.7                    | 1200                       |
| 17                | Salem                | 9800                     | 3092             | 20110          | 1688                      | 17.2                    | 386                        |
| 18                | Coimbatore           | 9900                     | 1870             | 20281          | 1702                      | 17.2                    | 733                        |
| 19                | Thiruvallur          | 6800                     | 688              | 13406          | 1125                      | 16.5                    | 410                        |
| 20                | Theni                | 3300                     | 490              | 6392           | 536                       | 16.3                    | 1279                       |
| 21                | Krishnagiri          | 5000                     | 552              | 9027           | 758                       | 15.2                    | 698                        |
| 22                | Kanyakumari          | 5200                     | 960              | 8972           | 753                       | 14.5                    | 160                        |
| 23                | Chennai              | 20600                    | 959              | 34629          | 2906                      | 14.1                    | 525                        |
| 24                | Namakkal             | 4900                     | 1045             | 8052           | 676                       | 13.8                    | 247                        |
| 25                | Thiruchirapalli      | 7700                     | 1633             | 12432          | 1043                      | 13.5                    | 517                        |
| 26                | Pudukkottai          | 4300                     | 682              | 6680           | 561                       | 13.0                    | 671                        |
| 27                | Thanjavur            | 7100                     | 954              | 10299          | 864                       | 12.2                    | 1529                       |
| 28                | Villupuram           | 9800                     | 950              | 13986          | 1174                      | 12.0                    | 561                        |
| 29                | Dharmapuri           | 3800                     | 166              | 5074           | 426                       | 11.2                    | 175                        |
| 30                | Madurai              | 8600                     | 965              | 8512           | 714                       | 8.3                     | 1416                       |
| 31                | Ariyalur             | 2200                     | 62               | 2054           | 172                       | 7.8                     | 39                         |
| 32                | Thirunelveli         | 8400                     | 951              | 7711           | 647                       | 7.7                     | 351                        |
| <b>TAMIL NADU</b> |                      | <b>200000</b>            | <b>39089</b>     | <b>411342</b>  | <b>34518</b>              | <b>17.3</b>             | <b>25660</b>               |

**C.C. PERFORMANCE 2018-19 (UPTO FEB. 2019)**

| Sl. No. | Name of the District | Expected Level of Demand | NIRODH Pieces    |                | C.C. Users Upto Feb.2019 | % of Performance to ELD |
|---------|----------------------|--------------------------|------------------|----------------|--------------------------|-------------------------|
|         |                      |                          | During Feb. 2019 | Upto Feb. 2019 |                          |                         |
| 1       | Cuddalore            | 10200                    | 53285            | 485869         | 7362                     | 72.2                    |
| 2       | Ramanathapuram       | 5400                     | 18210            | 228917         | 3468                     | 64.2                    |
| 3       | Thiruvarur           | 5100                     | 18685            | 208442         | 3158                     | 61.9                    |
| 4       | Pudukkottai          | 6500                     | 23565            | 231667         | 3510                     | 54.0                    |
| 5       | Theni                | 4800                     | 12150            | 149370         | 2263                     | 47.1                    |
| 6       | Vellore              | 15400                    | 27270            | 470940         | 7135                     | 46.3                    |
| 7       | Dindigul             | 8300                     | 37347            | 251928         | 3817                     | 46.0                    |
| 8       | Villupuram           | 14900                    | 32364            | 419122         | 6350                     | 42.6                    |
| 9       | Virudhunagar         | 7800                     | 43470            | 216325         | 3278                     | 42.0                    |
| 10      | The Nilgiris         | 2900                     | 7200             | 80070          | 1213                     | 41.8                    |
| 11      | Krishnagiri          | 7600                     | 13920            | 196385         | 2976                     | 39.2                    |
| 12      | Kancheepuram         | 12700                    | 39032            | 320827         | 4861                     | 38.3                    |
| 13      | Sivagangai           | 5800                     | 15515            | 146071         | 2213                     | 38.2                    |
| 14      | Chennai              | 30500                    | 67509            | 756248         | 11458                    | 37.6                    |
| 15      | Namakkal             | 7300                     | 12270            | 176730         | 2678                     | 36.7                    |
| 16      | Salem                | 14800                    | 20306            | 334805         | 5073                     | 34.3                    |
| 17      | Karur                | 4800                     | 9855             | 97494          | 1477                     | 30.8                    |
| 18      | Thiruvannamalai      | 9300                     | 8906             | 158746         | 2405                     | 25.9                    |
| 19      | Thiruvallur          | 10100                    | 14829            | 169170         | 2563                     | 25.4                    |
| 20      | Tiruppur             | 10000                    | 13655            | 161116         | 2441                     | 24.4                    |
| 21      | Dharmapuri           | 5900                     | 9315             | 87890          | 1332                     | 22.6                    |
| 22      | Erode                | 9700                     | 15245            | 144349         | 2187                     | 22.5                    |
| 23      | Thiruchirapalli      | 11500                    | 13675            | 167899         | 2544                     | 22.1                    |
| 24      | Coimbatore           | 14900                    | 19850            | 210567         | 3190                     | 21.4                    |
| 25      | Ariyalur             | 3200                     | 2479             | 43214          | 655                      | 20.5                    |
| 26      | Nagapattinam         | 7100                     | 14730            | 94615          | 1434                     | 20.2                    |
| 27      | Kanyakumari          | 7700                     | 7812             | 90404          | 1370                     | 17.8                    |
| 28      | Thanjavur            | 10800                    | 10420            | 116980         | 1772                     | 16.4                    |
| 29      | Perambalur           | 2400                     | 2509             | 23133          | 351                      | 14.6                    |
| 30      | Madurai              | 13100                    | 7030             | 122791         | 1860                     | 14.2                    |
| 31      | Thirunelveli         | 12700                    | 9486             | 86477          | 1310                     | 10.3                    |
| 32      | Thoothukudi          | 6800                     | 8485             | 33447          | 507                      | 7.5                     |
|         | <b>TAMIL NADU</b>    | <b>300000</b>            | <b>610379</b>    | <b>6482008</b> | <b>98212</b>             | <b>32.7</b>             |

**CHHAYA & ANTARA PERFORMANCE 2018-19 (UPTO FEB. 2019)**

| Sl. No.           | District        | CHHAYA                     | ANTARA          |                 |                 |                 |
|-------------------|-----------------|----------------------------|-----------------|-----------------|-----------------|-----------------|
|                   |                 | Centchroman (Weekly) Pills | No. of 1st Dose | No. of 2nd Dose | No. of 3rd Dose | No. of 4th Dose |
| 1                 | Ariyalur        | 513                        | 363             | 64              | 25              | 4               |
| 2                 | Chennai         | 3524                       | 2657            | 589             | 140             | 34              |
| 3                 | Coimbatore      | 2039                       | 1463            | 425             | 122             | 9               |
| 4                 | Cuddalore       | 2278                       | 587             | 134             | 28              | 5               |
| 5                 | Dharmapuri      | 598                        | 491             | 169             | 26              | 12              |
| 6                 | Dindigul        | 766                        | 939             | 137             | 24              | 2               |
| 7                 | Erode           | 3307                       | 909             | 290             | 81              | 17              |
| 8                 | Kancheepuram    | 2118                       | 546             | 228             | 58              | 14              |
| 9                 | Kanyakumari     | 1282                       | 222             | 39              | 15              | 3               |
| 10                | Karur           | 1718                       | 328             | 106             | 46              | 11              |
| 11                | Krishnagiri     | 1422                       | 449             | 209             | 52              | 3               |
| 12                | Madurai         | 2789                       | 930             | 347             | 97              | 19              |
| 13                | Nagapattinam    | 969                        | 844             | 237             | 75              | 13              |
| 14                | Namakkal        | 3505                       | 389             | 125             | 43              | 16              |
| 15                | Perambalur      | 4571                       | 536             | 195             | 45              | 7               |
| 16                | Pudukkottai     | 788                        | 462             | 117             | 41              | 7               |
| 17                | Ramanathapuram  | 1565                       | 498             | 64              | 20              | 5               |
| 18                | Salem           | 5053                       | 1347            | 185             | 61              | 7               |
| 19                | Sivagangai      | 2585                       | 750             | 164             | 46              | 10              |
| 20                | Thanjavur       | 2012                       | 915             | 237             | 64              | 1               |
| 21                | The Nilgiris    | 901                        | 341             | 126             | 31              | 9               |
| 22                | Theni           | 1105                       | 362             | 101             | 23              | 8               |
| 23                | Thiruchirapalli | 2563                       | 1094            | 289             | 79              | 30              |
| 24                | Thirunelveli    | 1922                       | 560             | 212             | 71              | 21              |
| 25                | Thiruvallur     | 1548                       | 586             | 274             | 107             | 10              |
| 26                | Thiruvannamalai | 2936                       | 1358            | 411             | 92              | 11              |
| 27                | Thiruvarur      | 256                        | 493             | 130             | 32              | 6               |
| 28                | Thoothukudi     | 1801                       | 368             | 109             | 32              | 10              |
| 29                | Tiruppur        | 793                        | 481             | 106             | 36              | 18              |
| 30                | Vellore         | 5088                       | 2062            | 560             | 222             | 51              |
| 31                | Villupuram      | 5507                       | 1485            | 444             | 122             | 20              |
| 32                | Virudhunagar    | 955                        | 944             | 238             | 71              | 19              |
| <b>TAMIL NADU</b> |                 | <b>68777</b>               | <b>25759</b>    | <b>7061</b>     | <b>2027</b>     | <b>412</b>      |

**MTP PERFORMANCE 2018-19 (UPTO FEBRUARY 2019)**

| Sl. No            | Name of the District | MTP PERFORMANCE (UPTO FEBRUARY 2019) |             |             |                 |              | MTP Performance 2017-18 (Upto FEB. 2018) | Inc./ Dec.   |
|-------------------|----------------------|--------------------------------------|-------------|-------------|-----------------|--------------|--|--------------|
|                   |                      | MVA                                  | MMA         | EVA         | Other Technique | Total        |  |              |
| 1                 | Thiruvanamalai       | 649                                  | 552         | 0           | 1225            | 2426         | 1483                                     | 943          |
| 2                 | Trichy               | 836                                  | 276         | 0           | 2239            | 3351         | 2414                                     | 937          |
| 3                 | Vellore              | 1287                                 | 334         | 0           | 1835            | 3456         | 2698                                     | 758          |
| 4                 | Salem                | 2074                                 | 425         | 0           | 1948            | 4447         | 3743                                     | 704          |
| 5                 | Coimbatore           | 636                                  | 1604        | 658         | 0               | 2898         | 2217                                     | 681          |
| 6                 | Villupuram           | 1335                                 | 285         | 0           | 481             | 2101         | 1468                                     | 633          |
| 7                 | Dindigul             | 632                                  | 145         | 0           | 1237            | 2014         | 1411                                     | 603          |
| 8                 | Cuddalore            | 316                                  | 74          | 0           | 2117            | 2507         | 1952                                     | 555          |
| 9                 | Tiruvallur           | 806                                  | 66          | 0           | 723             | 1595         | 1092                                     | 503          |
| 10                | Erode                | 268                                  | 288         | 0           | 1551            | 2107         | 1605                                     | 502          |
| 11                | Thanjavur            | 885                                  | 362         | 0           | 1217            | 2464         | 1970                                     | 494          |
| 12                | Trinelveli           | 587                                  | 215         | 0           | 1750            | 2552         | 2074                                     | 478          |
| 13                | Tiruppur             | 313                                  | 317         | 1399        | 0               | 2029         | 1596                                     | 433          |
| 14                | Madurai              | 758                                  | 272         | 3           | 1255            | 2288         | 1881                                     | 407          |
| 15                | Kancheepuram         | 400                                  | 230         | 0           | 1366            | 1996         | 1591                                     | 405          |
| 16                | Thiruvarur           | 347                                  | 156         | 0           | 610             | 1113         | 758                                      | 355          |
| 17                | Virudhunagar         | 409                                  | 60          | 0           | 888             | 1357         | 1010                                     | 347          |
| 18                | Ramanathpuram        | 322                                  | 103         | 0           | 758             | 1183         | 863                                      | 320          |
| 19                | Krishnagiri          | 386                                  | 283         | 0           | 1432            | 2101         | 1783                                     | 318          |
| 20                | Dharmapuri           | 706                                  | 100         | 3           | 994             | 1803         | 1498                                     | 305          |
| 21                | Perambalur           | 428                                  | 2           | 0           | 276             | 706          | 421                                      | 285          |
| 22                | Karur                | 390                                  | 120         | 0           | 911             | 1421         | 1182                                     | 239          |
| 23                | Sivagangai           | 282                                  | 147         | 0           | 592             | 1021         | 798                                      | 223          |
| 24                | Nagapattinam         | 397                                  | 92          | 0           | 314             | 803          | 584                                      | 219          |
| 25                | Pudukottai           | 217                                  | 150         | 0           | 349             | 716          | 519                                      | 197          |
| 26                | Ariyalur             | 181                                  | 12          | 0           | 204             | 397          | 311                                      | 86           |
| 27                | Thoothukudi          | 433                                  | 144         | 0           | 1122            | 1699         | 1653                                     | 46           |
| 28                | Kanniyakumari        | 233                                  | 29          | 0           | 417             | 679          | 670                                      | 9            |
| 29                | The Nilgris          | 113                                  | 70          | 0           | 284             | 467          | 469                                      | -2           |
| 30                | Theni                | 363                                  | 89          | 0           | 532             | 984          | 1001                                     | -17          |
| 31                | Chennai              | 4657                                 | 396         | 0           | 5075            | 10128        | 10803                                    | -675         |
| 32                | Namakkal             | 644                                  | 160         | 0           | 2066            | 2870         | 4073                                     | -1203        |
| <b>TAMIL NADU</b> |                      | <b>22290</b>                         | <b>7558</b> | <b>2063</b> | <b>35768</b>    | <b>67679</b> | <b>57591</b>                             | <b>10088</b> |

**POST ABORTION CONTRACEPTIVE 2018-19 (UPTO FEBRUARY 2019)**

| Sl. No.           | District       | MTP PERFORMANCE (UPTO FEBRUARY2019) |             |             |             |              |              |
|-------------------|----------------|-------------------------------------|-------------|-------------|-------------|--------------|--------------|
|                   |                | TAT / Mini Lap                      | Lap.        | PA IUCD     | OP/ CC      | Plain MTP    | Total        |
| 1                 | Chennai        | 1596                                | 132         | 245         | 2555        | 5600         | 10128        |
| 2                 | Salem          | 1565                                | 292         | 127         | 300         | 2163         | 4447         |
| 3                 | Vellore        | 403                                 | 19          | 313         | 660         | 2061         | 3456         |
| 4                 | Trichy         | 507                                 | 256         | 105         | 84          | 2399         | 3351         |
| 5                 | Coimbatore     | 106                                 | 201         | 21          | 536         | 2034         | 2898         |
| 6                 | Namakkal       | 474                                 | 149         | 22          | 134         | 2091         | 2870         |
| 7                 | Trinelvei      | 168                                 | 5           | 29          | 344         | 2006         | 2552         |
| 8                 | Cuddalore      | 180                                 | 304         | 39          | 1           | 1983         | 2507         |
| 9                 | Thanjavur      | 37                                  | 243         | 20          | 648         | 1516         | 2464         |
| 10                | Thiruvanamalai | 491                                 | 69          | 12          | 731         | 1123         | 2426         |
| 11                | Madurai        | 445                                 | 0           | 27          | 328         | 1488         | 2288         |
| 12                | Krishnagiri    | 172                                 | 156         | 53          | 19          | 1701         | 2101         |
| 13                | Erode          | 239                                 | 13          | 34          | 228         | 1593         | 2107         |
| 14                | Villupuram     | 238                                 | 309         | 42          | 171         | 1341         | 2101         |
| 15                | Dindigul       | 80                                  | 139         | 58          | 92          | 1645         | 2014         |
| 16                | Tiruppur       | 169                                 | 117         | 16          | 70          | 1657         | 2029         |
| 17                | Kancheepuram   | 545                                 | 123         | 36          | 10          | 1282         | 1996         |
| 18                | Dharmapuri     | 287                                 | 202         | 33          | 77          | 1204         | 1803         |
| 19                | Thoothukudi    | 288                                 | 12          | 11          | 17          | 1371         | 1699         |
| 20                | Tiruvallur     | 270                                 | 9           | 65          | 208         | 1043         | 1595         |
| 21                | Karur          | 83                                  | 134         | 86          | 248         | 870          | 1421         |
| 22                | Virudhunagar   | 335                                 | 0           | 18          | 113         | 891          | 1357         |
| 23                | Ramanathpuram  | 236                                 | 20          | 41          | 17          | 869          | 1183         |
| 24                | Thiruvarur     | 48                                  | 17          | 24          | 286         | 738          | 1113         |
| 25                | Sivagangai     | 116                                 | 20          | 17          | 106         | 762          | 1021         |
| 26                | Theni          | 176                                 | 9           | 3           | 43          | 753          | 984          |
| 27                | Nagapattinam   | 76                                  | 30          | 62          | 270         | 365          | 803          |
| 28                | Pudukottai     | 66                                  | 2           | 30          | 35          | 583          | 716          |
| 29                | Perambalur     | 176                                 | 5           | 3           | 58          | 464          | 706          |
| 30                | Kanniyakumari  | 106                                 | 59          | 30          | 46          | 438          | 679          |
| 31                | The Nilgris    | 79                                  | 0           | 20          | 64          | 304          | 467          |
| 32                | Ariyalur       | 139                                 | 0           | 44          | 47          | 167          | 397          |
| <b>TAMIL NADU</b> |                | <b>9896</b>                         | <b>3046</b> | <b>1686</b> | <b>8546</b> | <b>44505</b> | <b>67679</b> |

**STERILISATION, PPIUCD PERFORMANCE IN MEDICAL COLLEGE HOSPITAL  
2018-19 (UPTO FEBRUARY 2019)**

| Sl. No | Name of Medical Colege Hospital | Sterilisation |              |             | PPIUCD       |              |             |
|--------|---------------------------------|---------------|--------------|-------------|--------------|--------------|-------------|
|        |                                 | 2019          | 2018         | Inc./Dec.   | 2019         | 2018         | Inc./Dec.   |
| 1      | K.M.C., Chennai                 | 980           | 1070         | -90         | 3759         | 2932         | 827         |
| 2      | K.G.H., Chennai                 | 1125          | 1518         | -393        | 4953         | 4562         | 391         |
| 3      | R.S.R.M.,Chennai                | 2923          | 2775         | 148         | 6173         | 7776         | -1603       |
| 4      | W&CH., Chennai                  | 3081          | 2930         | 151         | 10602        | 8658         | 1944        |
| 5      | Coimbatore                      | 1778          | 1883         | -105        | 2260         | 2626         | -366        |
| 6      | Dharmapuri                      | 1549          | 1385         | 164         | 2553         | 3397         | -844        |
| 7      | Kancheepuram                    | 2587          | 2369         | 218         | 4815         | 1646         | 3169        |
| 8      | Kanniyakumari                   | 926           | 985          | -59         | 496          | 343          | 153         |
| 9      | Karur                           | 721           | 759          | -38         | 1469         | 1084         | 385         |
| 10     | Madurai                         | 2698          | 2221         | 477         | 3698         | 3977         | -279        |
| 11     | Pudukottai                      | 1024          | 1071         | -47         | 2496         | 994          | 1502        |
| 12     | M.K., Salem                     | 1790          | 1629         | 161         | 2964         | 3644         | -680        |
| 13     | Sivagangai                      | 1014          | 1005         | 9           | 2372         | 1787         | 585         |
| 14     | R.M., Thanjavur                 | 3046          | 3178         | -132        | 4181         | 4522         | -341        |
| 15     | Theni                           | 1550          | 1534         | 16          | 735          | 1585         | -850        |
| 16     | M.G.M., Trichy                  | 1456          | 1680         | -224        | 2725         | 3356         | -631        |
| 17     | Tirunelveli                     | 1035          | 1250         | -215        | 3981         | 3258         | 723         |
| 18     | Tiruvannamalai                  | 2366          | 2252         | 114         | 2033         | 3535         | -1502       |
| 19     | Tiruvarur                       | 1516          | 1601         | -85         | 2383         | 2519         | -136        |
| 20     | Thoothukudi                     | 1204          | 1222         | -18         | 2291         | 1646         | 645         |
| 21     | Vellore                         | 2129          | 2349         | -220        | 5654         | 6700         | -1046       |
| 22     | Villupuram                      | 1220          | 1556         | -336        | 2862         | 2094         | 768         |
|        | <b>TOTAL</b>                    | <b>37718</b>  | <b>38222</b> | <b>-504</b> | <b>75455</b> | <b>72641</b> | <b>2814</b> |

**COVERAGE OF DELIVERIES IN GOVERNMENT PRIMARY HEALTH CENTRE WITH 2 & ABOVE CHILDREN 2018-19 (UPTO FEBRUARY 2019)**

| Name of the HUD | Deliveries<br>≥ 2 | Covered by<br>(UPTO FEBRUARY 2019) |             |             |             | Rank<br>(for<br>sterilization) |
|-----------------|-------------------|------------------------------------|-------------|-------------|-------------|--------------------------------|
|                 |                   | Stern.                             | %           | PPIUCD      | %           |                                |
| Thiruvarur      | 576               | 407                                | 70.7        | 43          | 7.5         | 1                              |
| Thoothukudi     | 771               | 472                                | 61.2        | 61          | 7.9         | 2                              |
| Virudhunagar    | 1263              | 752                                | 59.5        | 117         | 9.3         | 3                              |
| Cheyyar         | 1249              | 701                                | 56.1        | 121         | 9.7         | 4                              |
| Erode           | 1526              | 817                                | 53.5        | 102         | 6.7         | 5                              |
| Paramakudi      | 1141              | 610                                | 53.5        | 52          | 4.6         | 6                              |
| Sivakasi        | 1373              | 720                                | 52.4        | 93          | 6.8         | 7                              |
| Thirupathur     | 3341              | 1607                               | 48.1        | 448         | 13.4        | 8                              |
| Kanniyakumari   | 763               | 362                                | 47.4        | 59          | 7.7         | 9                              |
| Ramanathapuram  | 801               | 377                                | 47.1        | 47          | 5.9         | 10                             |
| Vellore         | 3088              | 1404                               | 45.5        | 656         | 21.2        | 11                             |
| Poonamallee     | 587               | 265                                | 45.1        | 29          | 4.9         | 12                             |
| Saidapet        | 2176              | 923                                | 42.4        | 95          | 4.4         | 13                             |
| Tirunelveli     | 1733              | 726                                | 41.9        | 131         | 7.6         | 14                             |
| Thiruvallur     | 3471              | 1295                               | 37.3        | 244         | 7.0         | 15                             |
| Namakkal        | 1247              | 421                                | 33.8        | 178         | 14.3        | 16                             |
| Kanchipuram     | 1484              | 501                                | 33.8        | 57          | 3.8         | 17                             |
| Thiruppur       | 1325              | 442                                | 33.4        | 136         | 10.3        | 18                             |
| Kovilpatty      | 516               | 170                                | 32.9        | 45          | 8.7         | 19                             |
| Sankarankoil    | 597               | 181                                | 30.3        | 88          | 14.7        | 20                             |
| Tiruvannamalai  | 3640              | 1022                               | 28.1        | 403         | 11.1        | 21                             |
| Krishnagiri     | 3198              | 840                                | 26.3        | 199         | 6.2         | 22                             |
| Villupuram      | 2416              | 615                                | 25.5        | 180         | 7.5         | 23                             |
| Dharmapuri      | 2613              | 628                                | 24.0        | 184         | 7.0         | 24                             |
| Trichy          | 2446              | 575                                | 23.5        | 84          | 3.4         | 25                             |
| The Nilgiris    | 497               | 113                                | 22.7        | 178         | 35.8        | 26                             |
| Sivagangai      | 2352              | 516                                | 21.9        | 613         | 26.1        | 27                             |
| Kallakurichi    | 4513              | 958                                | 21.2        | 368         | 8.2         | 28                             |
| Salem           | 3319              | 656                                | 19.8        | 447         | 13.5        | 29                             |
| Theni           | 996               | 168                                | 16.9        | 5           | 0.5         | 30                             |
| Cuddalore       | 1847              | 272                                | 14.7        | 182         | 9.9         | 31                             |
| Coimbatore      | 1240              | 175                                | 14.1        | 138         | 11.1        | 32                             |
| Nagapattinam    | 671               | 87                                 | 13.0        | 98          | 14.6        | 33                             |
| Thanjavur       | 1390              | 174                                | 12.5        | 261         | 18.8        | 34                             |
| Pudhukkottai    | 959               | 110                                | 11.5        | 153         | 16.0        | 35                             |
| Karur           | 652               | 74                                 | 11.4        | 115         | 17.6        | 36                             |
| Aranthangi      | 781               | 87                                 | 11.1        | 173         | 22.2        | 37                             |
| Dindigul        | 1807              | 194                                | 10.7        | 85          | 4.7         | 38                             |
| Madurai         | 2531              | 174                                | 6.9         | 170         | 6.7         | 39                             |
| Perambalur      | 333               | 5                                  | 1.5         | 182         | 54.7        | 40                             |
| Palani          | 870               | 4                                  | 0.5         | 236         | 27.1        | 41                             |
| Ariyalur        | 738               | 2                                  | 0.3         | 253         | 34.3        | 42                             |
| <b>Total</b>    | <b>68837</b>      | <b>20602</b>                       | <b>29.9</b> | <b>7509</b> | <b>10.9</b> |                                |

The Districts in rank 21 to 42 are below the State average of 29.9 under the coverage of Deliveries in Sterilisation.

**COVERAGE OF DELIVERIES IN GOVT. HOSPITAL WITH 2 & ABOVE CHILDREN  
2018-19 (UPTO FEBRUARY 2019)**

| Name of the Districts | Deliveries<br>≥ 2 | Covered by<br>(UPTO FEBRUARY- 2019) |             |              |             | Rank<br>(for<br>sterilization) |
|-----------------------|-------------------|-------------------------------------|-------------|--------------|-------------|--------------------------------|
|                       |                   | Stern.                              | %           | PPIUCD       | %           |                                |
| KANNIYAKUMARI         | 1642              | 1446                                | 88.1        | 88           | 5.4         | 1                              |
| THOOTHUKUDI           | 2272              | 1638                                | 72.1        | 389          | 17.1        | 2                              |
| NAGAPATTINAM          | 3554              | 2480                                | 69.8        | 579          | 16.3        | 3                              |
| THIRUVARUR            | 1642              | 1124                                | 68.5        | 319          | 19.4        | 4                              |
| RAMANATHAPURAM        | 2765              | 1872                                | 67.7        | 283          | 10.2        | 5                              |
| KANCHEEPURAM          | 3750              | 2516                                | 67.1        | 601          | 16.0        | 6                              |
| SIVAGANGAI            | 2335              | 1554                                | 66.6        | 105          | 4.5         | 7                              |
| TIRUNELVELI           | 2755              | 1830                                | 66.4        | 493          | 17.9        | 8                              |
| VIRUDHUNAGAR          | 4161              | 2739                                | 65.8        | 679          | 16.3        | 9                              |
| ERODE                 | 2581              | 1675                                | 64.9        | 437          | 16.9        | 10                             |
| THIRUVANAMALAI        | 1952              | 1240                                | 63.5        | 208          | 10.7        | 11                             |
| CHENNAI               | 809               | 503                                 | 62.2        | 50           | 6.2         | 12                             |
| NAMAKKAL              | 2978              | 1748                                | 58.7        | 383          | 12.9        | 13                             |
| PUDUKKOTTAI           | 1446              | 834                                 | 57.7        | 334          | 23.1        | 14                             |
| COIMBATORE            | 2009              | 1130                                | 56.2        | 354          | 17.6        | 15                             |
| ARIYALUR              | 1856              | 1037                                | 55.9        | 643          | 34.6        | 16                             |
| THE NILGIRIS          | 1045              | 577                                 | 55.2        | 196          | 18.8        | 17                             |
| THIRUVALLUR           | 3174              | 1746                                | 55.0        | 843          | 26.6        | 18                             |
| THENI                 | 1885              | 1020                                | 54.1        | 129          | 6.8         | 19                             |
| VELLORE               | 6119              | 3302                                | 54.0        | 932          | 15.2        | 20                             |
| CUDDALORE             | 5930              | 3121                                | 52.6        | 991          | 16.7        | 21                             |
| MADURAI               | 2686              | 1409                                | 52.5        | 614          | 22.9        | 22                             |
| THIRUPPUR             | 3797              | 1982                                | 52.2        | 820          | 21.6        | 23                             |
| SALEM                 | 2673              | 1382                                | 51.7        | 499          | 18.7        | 24                             |
| TRICHY                | 2521              | 1300                                | 51.6        | 635          | 25.2        | 25                             |
| DINDIGUL              | 4345              | 2157                                | 49.6        | 682          | 15.7        | 26                             |
| KRISHNAGIRI           | 5173              | 2434                                | 47.1        | 2156         | 41.7        | 27                             |
| KARUR                 | 783               | 367                                 | 46.9        | 180          | 23.0        | 28                             |
| DHARMAPURI            | 1223              | 522                                 | 42.7        | 485          | 39.7        | 29                             |
| THANJAVUR             | 3303              | 1400                                | 42.4        | 1119         | 33.9        | 30                             |
| PERAMBALUR            | 2146              | 879                                 | 41.0        | 1178         | 54.9        | 31                             |
| VILLUPURAM            | 4110              | 1572                                | 38.2        | 1426         | 34.7        | 32                             |
| <b>Total</b>          | <b>89420</b>      | <b>50536</b>                        | <b>56.5</b> | <b>18830</b> | <b>21.1</b> |                                |

The Districts in rank 15 to 32 are below the State average of 56.5 under the coverage of Deliveries in Sterilisation.



**COVERAGE OF DELIVERIES IN MEDICAL COLLEGE HOSPITAL 2 AND ABOVE  
CHILDREN 2018-19 (UPTO FEBRUARY 2019)**

| Name of the Medical College Hospital | 2 and above  |                   |             |                   |             |                          |
|--------------------------------------|--------------|-------------------|-------------|-------------------|-------------|--------------------------|
|                                      | Deliveries   | Covered by Stern. | %           | Covered by PPIUCD | %           | Rank (for sterilization) |
| MCH, R.S.R.M. Chennai                | 4297         | 2795              | 65.0        | 994               | 23.1        | 1                        |
| MCH, Nagercoil                       | 1320         | 841               | 63.7        | 101               | 7.7         | 2                        |
| MCH, Thiruvarur                      | 2212         | 1405              | 63.5        | 592               | 26.8        | 3                        |
| MCH, Chengalpattu                    | 3995         | 2492              | 62.4        | 283               | 7.1         | 4                        |
| MCH, Thoothukudi                     | 1936         | 1059              | 54.7        | 555               | 28.7        | 5                        |
| MCH Rajaji , Madurai                 | 5032         | 2642              | 52.5        | 906               | 18.0        | 6                        |
| MCH, Karur                           | 1229         | 608               | 49.5        | 348               | 28.3        | 7                        |
| MCH, Sivagangai                      | 1971         | 974               | 49.4        | 625               | 31.7        | 8                        |
| MCH, Tiruvannamalai                  | 4573         | 2238              | 48.9        | 453               | 9.9         | 9                        |
| MCH, R.M.Hospital                    | 6077         | 2952              | 48.6        | 1347              | 22.2        | 10                       |
| MCH, Vellore                         | 4597         | 2135              | 46.4        | 1313              | 28.6        | 11                       |
| MCH, Theni                           | 3294         | 1475              | 44.8        | 82                | 2.5         | 12                       |
| MCH, IOG and W&Ch, Chennai           | 6916         | 2993              | 43.3        | 3237              | 46.8        | 13                       |
| MCH, Coimbatore                      | 3296         | 1368              | 41.5        | 839               | 25.5        | 14                       |
| MCH, Tirunelveli                     | 2581         | 1028              | 39.8        | 1255              | 48.6        | 15                       |
| MCH, Pudukkottai                     | 2391         | 947               | 39.6        | 838               | 35.0        | 16                       |
| MCH, KGH, Chennai                    | 2901         | 1112              | 38.3        | 1635              | 56.4        | 17                       |
| MCH, Dharmapuri                      | 3711         | 1416              | 38.2        | 689               | 18.6        | 18                       |
| M.K.M.C. Hpl Salem                   | 4688         | 1786              | 38.1        | 1248              | 26.6        | 19                       |
| M.G.M., MCH, Trichy                  | 3658         | 1196              | 32.7        | 1009              | 27.6        | 20                       |
| MCH, Kilpauk, Chennai                | 2798         | 875               | 31.3        | 1216              | 43.5        | 21                       |
| MCH Villupuram                       | 3550         | 1013              | 28.5        | 1004              | 28.3        | 22                       |
|                                      | <b>77023</b> | <b>35350</b>      | <b>45.9</b> | <b>20569</b>      | <b>26.7</b> |                          |

The Districts in rank 12 to 22 are below the State average of 45.9 under the coverage of Deliveries in Sterilisation.

**COVERAGE OF DELIVERIES IN GOVERNMENT PRIMARY HEALTH CENTRE WITH 0 & 1 CHILD 2018-19 (UPTO FEBRUARY 2019)**

| Name of the HUD | 0 and 1 child |                   |             |                   |
|-----------------|---------------|-------------------|-------------|-------------------|
|                 | Delliveries   | Covered by PPIUCD | %           | Rank (for PPIUCD) |
| Virudhunagar    | 860           | 626               | 72.8        | 1                 |
| Perambalur      | 153           | 104               | 68.0        | 2                 |
| Poonamallee     | 386           | 254               | 65.8        | 3                 |
| Sivagangai      | 1290          | 829               | 64.3        | 4                 |
| Thirupathur     | 1735          | 1084              | 62.5        | 5                 |
| Vellore         | 1518          | 934               | 61.5        | 6                 |
| Thiruvallur     | 1928          | 1123              | 58.2        | 7                 |
| The Nilgiris    | 350           | 195               | 55.7        | 8                 |
| Sivakasi        | 1094          | 589               | 53.8        | 9                 |
| Ariyalur        | 383           | 205               | 53.5        | 10                |
| Namakkal        | 829           | 419               | 50.5        | 11                |
| Karur           | 367           | 180               | 49.0        | 12                |
| Kovilpatty      | 328           | 156               | 47.6        | 13                |
| Cheyyar         | 601           | 276               | 45.9        | 14                |
| Sankarankoil    | 321           | 142               | 44.2        | 15                |
| Erode           | 1135          | 490               | 43.2        | 16                |
| Paramakudi      | 877           | 374               | 42.6        | 17                |
| Trichy          | 1380          | 584               | 42.3        | 18                |
| Thoothukudi     | 408           | 171               | 41.9        | 19                |
| Aranthangi      | 404           | 163               | 40.3        | 20                |
| Thiruppur       | 976           | 371               | 38.0        | 21                |
| Tiruvannamalai  | 1559          | 585               | 37.5        | 22                |
| Palani          | 524           | 194               | 37.0        | 23                |
| Salem           | 1813          | 654               | 36.1        | 24                |
| Kanniyakumari   | 464           | 164               | 35.3        | 25                |
| Villupuram      | 1103          | 386               | 35.0        | 26                |
| Tirunelveli     | 1025          | 353               | 34.4        | 27                |
| Dharmapuri      | 1724          | 568               | 32.9        | 28                |
| Krishnagiri     | 1534          | 493               | 32.1        | 29                |
| Pudhukkottai    | 395           | 125               | 31.6        | 30                |
| Ramanathapuram  | 328           | 98                | 29.9        | 31                |
| Thiruvavarur    | 524           | 155               | 29.6        | 32                |
| Thanjavur       | 789           | 224               | 28.4        | 33                |
| Madurai         | 1685          | 463               | 27.5        | 34                |
| Coimbatore      | 761           | 207               | 27.2        | 35                |
| Kallakurichi    | 1912          | 513               | 26.8        | 36                |
| Kanchipuram     | 861           | 217               | 25.2        | 37                |
| Cuddalore       | 916           | 223               | 24.3        | 38                |
| Nagapattinam    | 554           | 113               | 20.4        | 39                |
| Saidapet        | 1637          | 311               | 19.0        | 40                |
| Dindigul        | 1036          | 147               | 14.2        | 41                |
| Theni           | 561           | 52                | 9.3         | 42                |
| <b>Total</b>    | <b>39028</b>  | <b>15514</b>      | <b>39.8</b> |                   |

The Districts in rank 21 to 42 are below the State average of 39.8 under the coverage of Deliveries in PPIUCD.

**COVERAGE OF DELIVERIES IN GOVT. HOSPITAL WITH 0 & 1 CHILD 2018-19  
(UPTO FEBRUARY 2019)**

| Name of the Districts | 0 and 1 child |                   |             |                   |
|-----------------------|---------------|-------------------|-------------|-------------------|
|                       | Delliveries   | Covered by PPIUCD | %           | Rank (for PPIUCD) |
| THIRUVARUR            | 1513          | 1430              | 94.5        | 1                 |
| PERAMBALUR            | 2348          | 2184              | 93.0        | 2                 |
| PUDUKKOTTAI           | 1432          | 1292              | 90.2        | 3                 |
| THOOTHUKUDI           | 2531          | 2269              | 89.6        | 4                 |
| KRISHNAGIRI           | 5059          | 4522              | 89.4        | 5                 |
| NAGAPATTINAM          | 3358          | 2936              | 87.4        | 6                 |
| ARIYALUR              | 1857          | 1579              | 85.0        | 7                 |
| DHARMAPURI            | 1106          | 924               | 83.5        | 8                 |
| VIRUDHUNAGAR          | 5275          | 4372              | 82.9        | 9                 |
| THANJAVUR             | 3081          | 2528              | 82.1        | 10                |
| KANCHEEPURAM          | 3949          | 3082              | 78.0        | 11                |
| TIRUNELVELI           | 2598          | 1984              | 76.4        | 12                |
| TRICHY                | 2237          | 1631              | 72.9        | 13                |
| THIRUVALLUR           | 3672          | 2666              | 72.6        | 14                |
| KANNIYAKUMARI         | 1571          | 1140              | 72.6        | 15                |
| DINDIGUL              | 4699          | 3407              | 72.5        | 16                |
| VELLORE               | 5174          | 3653              | 70.6        | 17                |
| MADURAI               | 2580          | 1818              | 70.5        | 18                |
| THIRUPPUR             | 4146          | 2916              | 70.3        | 19                |
| COIMBATORE            | 2293          | 1602              | 69.9        | 20                |
| THE NILGIRIS          | 1187          | 787               | 66.3        | 21                |
| RAMANATHAPURAM        | 3109          | 2019              | 64.9        | 22                |
| KARUR                 | 679           | 421               | 62.0        | 23                |
| ERODE                 | 3035          | 1839              | 60.6        | 24                |
| CUDDALORE             | 5286          | 3038              | 57.5        | 25                |
| VILLUPURAM            | 2971          | 1688              | 56.8        | 26                |
| NAMAKKAL              | 2918          | 1511              | 51.8        | 27                |
| SALEM                 | 2125          | 987               | 46.4        | 28                |
| THIRUVANAMALAI        | 1214          | 455               | 37.5        | 29                |
| SIVAGANGAI            | 2453          | 662               | 27.0        | 30                |
| THENI                 | 2057          | 540               | 26.3        | 31                |
| CHENNAI               | 708           | 123               | 17.4        | 32                |
| <b>Total</b>          | <b>88221</b>  | <b>62005</b>      | <b>70.3</b> |                   |

The Districts in rank 20 to 32 are below the State average of 70.3 under the coverage of Deliveries in PPIUCD.

**COVERAGE OF DELIVERIES IN MEDICAL COLLEGE HOSPITAL  
0 AND 1 CHILD 2018-19 (UPTO FEBRUARY 2019)**

| Name of the Medical College Hospital | 0 and 1 child |                   |             |                   |
|--------------------------------------|---------------|-------------------|-------------|-------------------|
|                                      | Delliveries   | Covered by PPIUCD | %           | Rank (for PPIUCD) |
| MCH, KGH, Chennai                    | 3994          | 3337              | 83.6        | 1                 |
| MCH, R.S.R.M. Chennai                | 6218          | 5195              | 83.5        | 2                 |
| MCH, Sivagangai                      | 2229          | 1747              | 78.4        | 3                 |
| MCH, Karur                           | 1448          | 1121              | 77.4        | 4                 |
| MCH, IOG and W&Ch, Chennai           | 9623          | 7383              | 76.7        | 5                 |
| MCH, Tirunelveli                     | 3648          | 2703              | 74.1        | 6                 |
| MCH, Thiruvarur                      | 2519          | 1791              | 71.1        | 7                 |
| MCH, Vellore                         | 6108          | 4341              | 71.1        | 8                 |
| MCH, Thoothukudi                     | 2408          | 1637              | 68.0        | 9                 |
| MCH, Chengalpattu                    | 6682          | 4532              | 67.8        | 10                |
| MCH, Pudukkottai                     | 2521          | 1659              | 65.8        | 11                |
| MCH, Kilpauk, Chennai                | 4361          | 2580              | 59.2        | 12                |
| MCH Villupuram                       | 3482          | 1858              | 53.4        | 13                |
| MCH, Dharmapuri                      | 4349          | 1867              | 42.9        | 14                |
| MCH, R.M.Hospital                    | 7160          | 2825              | 39.5        | 15                |
| MCH Rajaji , Madurai                 | 6947          | 2665              | 38.4        | 16                |
| M.G.M., MCH, Trichy                  | 4488          | 1716              | 38.2        | 17                |
| M.K.M.C. Hpl Salem                   | 4879          | 1717              | 35.2        | 18                |
| MCH, Coimbatore                      | 4251          | 1421              | 33.4        | 19                |
| MCH, Tiruvannamalai                  | 4656          | 1539              | 33.1        | 20                |
| MCH, Nagercoil                       | 1666          | 407               | 24.4        | 21                |
| MCH, Theni                           | 3745          | 654               | 17.5        | 22                |
|                                      | <b>97382</b>  | <b>54695</b>      | <b>56.2</b> |                   |

The Districts in rank 13 to 22 are below the State average of 56.2 under the Coverage of Deliveries in PPIUCD

**DISTRICT WISE HOB COVERAGE 2018-19 (UPTO FEBRUARY 2019)**

| Sl. No             | Name of the District | No. of Blocks | No. of Unprotected HOB Mothers with 2 and above Children < 35 Yrs as per Line list as on 31.03.2018 | Coverage of Couples upto the end of this month |                        |                        |             |                                  |                            |                |             | No. of Mothers uncovered | % of Mothers uncovered |
|--------------------|----------------------|---------------|---|--|------------------------|------------------------|-------------|----------------------------------|----------------------------|----------------|-------------|--------------------------|------------------------|
|                    |                      |               |   | Sterilisation                                  | MVA with Sterilisation | MMA with Sterilisation | IUCD        | Antara- Injectable Contraceptive | CHHAYA - Centchroman Pills | Total Coverage | %           |                          |                        |
| 1                  | Ramnad               | 3             | 1785  | 1307   | 119                    | 65                     | 55          | 17                               | 38                         | 1601           | 89.7        | 184                      | 10.3                   |
| 2                  | Krishnagiri          | 6             | 3726  | 1157   | 73                     | 43                     | 636         | 382                              | 399                        | 2690           | 72.2        | 1036                     | 27.8                   |
| 3                  | Nammakkal            | 1             | 672   | 205  | 0                      | 0                      | 273         | 2                                | 4                          | 484            | 72.0        | 188                      | 28.0                   |
| 4                  | Perambalur           | 2             | 3336  | 744  | 46                     | 0                      | 1069        | 191                              | 328                        | 2378           | 71.3        | 958                      | 28.7                   |
| 5                  | Tiruvallur           | 3             | 2160  | 819  | 0                      | 0                      | 333         | 184                              | 132                        | 1468           | 68.0        | 692                      | 32.0                   |
| 6                  | Sivagangai           | 2             | 580   | 183  | 0                      | 0                      | 104         | 17                               | 26                         | 330            | 56.9        | 250                      | 43.1                   |
| 7                  | Dharmapuri           | 7             | 9761  | 2972   | 44                     | 15                     | 584         | 207                              | 164                        | 3986           | 40.8        | 5775                     | 59.2                   |
| 8                  | Ariyalur             | 5             | 9239  | 2200   | 0                      | 0                      | 860         | 251                              | 250                        | 3561           | 38.5        | 5678                     | 61.5                   |
| 9                  | Cuddalore            | 5             | 2078  | 434  | 45                     | 0                      | 170         | 72                               | 21                         | 742            | 35.7        | 1336                     | 64.3                   |
| 10                 | Virudhunagar         | 2             | 543   | 101  | 0                      | 0                      | 49          | 31                               | 0                          | 181            | 33.3        | 362                      | 66.7                   |
| 11                 | Trichy               | 6             | 3273  | 450  | 10                     | 2                      | 465         | 61                               | 58                         | 1046           | 32.0        | 2227                     | 68.0                   |
| 12                 | Madurai              | 3             | 2639  | 420  | 19                     | 6                      | 216         | 122                              | 53                         | 836            | 31.7        | 1803                     | 68.3                   |
| 13                 | Thoothukudi          | 8             | 3061  | 393  | 45                     | 4                      | 376         | 62                               | 35                         | 915            | 29.9        | 2146                     | 70.1                   |
| 14                 | Dindigul             | 3             | 3490  | 795  | 5                      | 0                      | 173         | 11                               | 13                         | 997            | 28.6        | 2493                     | 71.4                   |
| 15                 | Villupuram           | 15            | 15411   | 2793   | 21                     | 2                      | 858         | 311                              | 405                        | 4390           | 28.5        | 11021                    | 71.5                   |
| 16                 | Tirunelveli          | 4             | 1815  | 367  | 0                      | 0                      | 68          | 5                                | 0                          | 440            | 24.2        | 1375                     | 75.8                   |
| 17                 | Vellore              | 13            | 7562  | 1239   | 4                      | 0                      | 242         | 151                              | 164                        | 1800           | 23.8        | 5762                     | 76.2                   |
| 18                 | Pudukkottai          | 7             | 6639  | 1015   | 4                      | 2                      | 138         | 106                              | 118                        | 1383           | 20.8        | 5256                     | 79.2                   |
| 19                 | Karur                | 3             | 1417  | 121  | 8                      | 1                      | 76          | 34                               | 39                         | 279            | 19.7        | 1138                     | 80.3                   |
| 20                 | Tiruvannamalai       | 12            | 12196   | 1498   | 0                      | 1                      | 454         | 422                              | 0                          | 2375           | 19.5        | 9821                     | 80.5                   |
| 21                 | Salem                | 10            | 12020   | 1064   | 144                    | 15                     | 152         | 80                               | 165                        | 1620           | 13.5        | 10400                    | 86.5                   |
| <b>STATE TOTAL</b> |                      | <b>120</b>    | <b>103403</b>   | <b>20277</b>                                   | <b>587</b>             | <b>156</b>             | <b>7351</b> | <b>2719</b>                      | <b>2412</b>                | <b>33502</b>   | <b>32.4</b> | <b>69901</b>             | <b>67.6</b>            |

**PARITY-WISE REPORT ON STERILISATION ACCEPTORS  
(WITH 2 AND LESS THAN 2 LIVING CHILDREN) 2018-19  
(UPTO FEBRUARY - 2019)**

| Sl. No            | Name of the District | Sterilization UPTO FEBRUARY 2019 |               |               | Sterilization done with |             |                   |               | % of Col. 9 to Col. 5 |
|-------------------|----------------------|----------------------------------|---------------|---------------|-------------------------|-------------|-------------------|---------------|-----------------------|
|                   |                      | Male                             | Female        | Total         | One child               |             | 2 & Less Children | Total         |                       |
|                   |                      |                                  |               |               | Male                    | Female      |                   |               |                       |
| 1                 | 2                    | 3                                | 4             | 5             | 6                       | 7           | 8                 | 9             | 10                    |
| 1                 | Ariyalur             | 28                               | 2771          | 2799          | 2                       | 6           | 2281              | 2289          | 81.8                  |
| 2                 | Chennai              | 50                               | 21942         | 21992         | 8                       | 159         | 16468             | 16635         | 75.6                  |
| 3                 | Coimbatore           | 17                               | 10247         | 10264         | 1                       | 167         | 9444              | 9612          | 93.6                  |
| 4                 | Cuddalore            | 27                               | 6453          | 6480          | 3                       | 20          | 5096              | 5119          | 79.0                  |
| 5                 | Dharmapuri           | 5                                | 6129          | 6134          | 0                       | 124         | 3945              | 4069          | 66.3                  |
| 6                 | Dindigul             | 8                                | 7593          | 7601          | 2                       | 130         | 6113              | 6245          | 82.2                  |
| 7                 | Erode                | 20                               | 8597          | 8617          | 2                       | 164         | 7874              | 8040          | 93.3                  |
| 8                 | Kancheepuram         | 101                              | 12086         | 12187         | 7                       | 62          | 10653             | 10722         | 88.0                  |
| 9                 | Kanniyakumari        | 16                               | 7468          | 7484          | 0                       | 63          | 6936              | 6999          | 93.5                  |
| 10                | Karur                | 5                                | 3020          | 3025          | 0                       | 50          | 2538              | 2588          | 85.6                  |
| 11                | Krishnagiri          | 2                                | 7157          | 7159          | 0                       | 136         | 5239              | 5375          | 75.1                  |
| 12                | Madurai              | 4                                | 9452          | 9456          | 1                       | 78          | 7840              | 7919          | 83.7                  |
| 13                | Nagapattinam         | 3                                | 3997          | 4000          | 0                       | 12          | 3337              | 3349          | 83.7                  |
| 14                | Namakkal             | 7                                | 5614          | 5621          | 3                       | 83          | 4761              | 4847          | 86.2                  |
| 15                | Perambalur           | 5                                | 1843          | 1848          | 0                       | 12          | 1300              | 1312          | 71.0                  |
| 16                | Pudukkottai          | 5                                | 4153          | 4158          | 0                       | 34          | 2936              | 2970          | 71.4                  |
| 17                | Ramanathapuram       | 8                                | 5185          | 5193          | 1                       | 54          | 4334              | 4389          | 84.5                  |
| 18                | Salem                | 7                                | 10095         | 10102         | 2                       | 132         | 7551              | 7685          | 76.1                  |
| 19                | Sivagangai           | 30                               | 5009          | 5039          | 3                       | 60          | 4072              | 4135          | 82.1                  |
| 20                | Thanjavur            | 13                               | 8918          | 8931          | 0                       | 50          | 6987              | 7037          | 78.8                  |
| 21                | The Nilgiris         | 3                                | 1641          | 1644          | 0                       | 25          | 1374              | 1399          | 85.1                  |
| 22                | Theni                | 5                                | 4200          | 4205          | 0                       | 25          | 3654              | 3679          | 87.5                  |
| 23                | Thiruchirappalli     | 12                               | 8047          | 8059          | 0                       | 102         | 5653              | 5755          | 71.4                  |
| 24                | Thirunelveli         | 16                               | 10401         | 10417         | 1                       | 67          | 8577              | 8645          | 83.0                  |
| 25                | Thiruvallur          | 8                                | 6950          | 6958          | 0                       | 114         | 5920              | 6034          | 86.7                  |
| 26                | Thiruvannamalai      | 16                               | 8287          | 8303          | 1                       | 60          | 5121              | 5182          | 62.4                  |
| 27                | Thiruvarur           | 1                                | 4004          | 4005          | 0                       | 11          | 3446              | 3457          | 86.3                  |
| 28                | Thoothukudi          | 3                                | 6433          | 6436          | 0                       | 50          | 5440              | 5490          | 85.3                  |
| 29                | Tiruppur             | 14                               | 5949          | 5963          | 0                       | 112         | 5426              | 5538          | 92.9                  |
| 30                | Vellore              | 10                               | 15145         | 15155         | 0                       | 59          | 10422             | 10481         | 69.2                  |
| 31                | Villupuram           | 4                                | 9102          | 9106          | 0                       | 48          | 5375              | 5423          | 59.6                  |
| 32                | Virudhunagar         | 4                                | 8030          | 8034          | 0                       | 62          | 6969              | 7031          | 87.5                  |
| <b>TAMIL NADU</b> |                      | <b>457</b>                       | <b>235918</b> | <b>236375</b> | <b>37</b>               | <b>2331</b> | <b>187082</b>     | <b>189450</b> | <b>80.1</b>           |

**HUD-WISE STERILISATIONS DONE AT PHC 2018-19 (UPTO FEBRUARY 2019)**

| Sl. No.           | Name of the HUD | No. of Ots Functioning | Sterilisations |              | Inc / Dec |
|-------------------|-----------------|------------------------|----------------|--------------|-----------|
|                   |                 |                        | 2018-19        | 2017-18      |           |
| 1                 | Thiruvannamalai | 11                     | 2192           | 1702         | 490       |
| 2                 | Thiruchirapalli | 14                     | 1784           | 1365         | 419       |
| 3                 | Cheyyar         | 9                      | 1536           | 1198         | 338       |
| 4                 | Salem           | 20                     | 2081           | 1806         | 275       |
| 5                 | Virudhunagar    | 9                      | 1101           | 947          | 154       |
| 6                 | Ariyalur        | 5                      | 754            | 614          | 140       |
| 7                 | Sivakasi        | 5                      | 884            | 770          | 114       |
| 8                 | Paramakudi      | 7                      | 1083           | 981          | 102       |
| 9                 | Namakkal        | 14                     | 1284           | 1215         | 69        |
| 10                | Villupuram      | 9                      | 1503           | 1440         | 63        |
| 11                | Aranthangi      | 6                      | 280            | 223          | 57        |
| 12                | Karur           | 7                      | 528            | 480          | 48        |
| 13                | Thanjavur       | 8                      | 1036           | 1001         | 35        |
| 14                | Coimbatore      | 9                      | 266            | 234          | 32        |
| 15                | Madurai         | 12                     | 2240           | 2217         | 23        |
| 16                | Pudukkottai     | 5                      | 257            | 243          | 14        |
| 17                | Kallakurichi    | 11                     | 2657           | 2651         | 6         |
| 18                | Thiruvallur     | 13                     | 3047           | 3051         | -4        |
| 19                | Kanyakumari     | 11                     | 786            | 797          | -11       |
| 20                | Poonamallee     | 1                      | 349            | 360          | -11       |
| 21                | Thiruvarur      | 4                      | 48             | 61           | -13       |
| 22                | Tiruppur        | 16                     | 817            | 837          | -20       |
| 23                | Krishnagiri     | 11                     | 2594           | 2627         | -33       |
| 24                | Perambalur      | 6                      | 191            | 224          | -33       |
| 25                | Sankarankoil    | 8                      | 333            | 366          | -33       |
| 26                | Erode           | 14                     | 1288           | 1333         | -45       |
| 27                | Thirunelveli    | 12                     | 1059           | 1109         | -50       |
| 28                | Theni           | 8                      | 805            | 863          | -58       |
| 29                | Nagapattinam    | 4                      | 58             | 119          | -61       |
| 30                | The Nilgiris    | 4                      | 70             | 135          | -65       |
| 31                | Dharmapuri      | 11                     | 1922           | 2001         | -79       |
| 32                | Kancheepuram    | 7                      | 991            | 1070         | -79       |
| 33                | Dindigul        | 9                      | 1005           | 1087         | -82       |
| 34                | Koилpatti       | 7                      | 233            | 326          | -93       |
| 35                | Palani          | 8                      | 711            | 811          | -100      |
| 36                | Vellore         | 11                     | 1820           | 1930         | -110      |
| 37                | Ramanathapuram  | 5                      | 789            | 920          | -131      |
| 38                | Thoothukudi     | 9                      | 714            | 852          | -138      |
| 39                | Sivagangai      | 11                     | 1134           | 1278         | -144      |
| 40                | Tirupathur      | 10                     | 1492           | 1806         | -314      |
| 41                | Cuddalore       | 19                     | 825            | 1146         | -321      |
| 42                | Saidapet        | 7                      | 1491           | 1812         | -321      |
| <b>TAMIL NADU</b> |                 | <b>387</b>             | <b>46038</b>   | <b>46008</b> | <b>30</b> |

| <b>DEATH, FAILURE AND COMPLICATION REPORT FOR THE YEAR 2018-19<br/>(UPTO FEBRUARY 2019)</b> |                 |              |          |                |            |                     |          |
|---|-----------------|--------------|----------|----------------|------------|---------------------|----------|
| <b>Sl. No</b>   | <b>District</b> | <b>DEATH</b> |          | <b>FAILURE</b> |            | <b>COMPLICATION</b> |          |
|   |                 | <b>M</b>     | <b>F</b> | <b>M</b>       | <b>F</b>   | <b>M</b>            | <b>F</b> |
| 1   | Ariyalur        | 0            | 0        | 0              | 0          | 0                   | 0        |
| 2   | Chennai         | 0            | 1        | 0              | 61         | 0                   | 0        |
| 3   | Coimbatore      | 0            | 0        | 0              | 4          | 0                   | 0        |
| 4   | Cuddalore       | 0            | 0        | 0              | 10         | 0                   | 0        |
| 5   | Dharmapuri      | 0            | 0        | 0              | 18         | 0                   | 0        |
| 6   | Dindigul        | 0            | 0        | 0              | 12         | 0                   | 0        |
| 7   | Erode           | 0            | 0        | 0              | 8          | 0                   | 0        |
| 8   | Kancheepuram    | 0            | 0        | 0              | 25         | 0                   | 0        |
| 9   | Kanyakumari     | 0            | 1        | 0              | 11         | 0                   | 0        |
| 10  | Karur           | 0            | 0        | 0              | 6          | 0                   | 0        |
| 11  | Krishnagiri     | 0            | 0        | 0              | 6          | 0                   | 0        |
| 12  | Madurai         | 0            | 0        | 0              | 43         | 0                   | 0        |
| 13  | Nagapattinam    | 0            | 0        | 0              | 0          | 0                   | 0        |
| 14  | Namakkal        | 0            | 0        | 0              | 4          | 0                   | 0        |
| 15  | Perambalur      | 0            | 0        | 0              | 2          | 0                   | 0        |
| 16  | Pudukkottai     | 0            | 0        | 0              | 17         | 0                   | 0        |
| 17  | Ramanathapuram  | 0            | 0        | 0              | 9          | 0                   | 0        |
| 18  | Salem           | 0            | 0        | 0              | 30         | 1                   | 0        |
| 19  | Sivagangai      | 0            | 0        | 0              | 8          | 0                   | 0        |
| 20  | Thanjavur       | 0            | 0        | 0              | 23         | 0                   | 0        |
| 21  | The Nilgiris    | 0            | 0        | 0              | 5          | 0                   | 0        |
| 22  | Theni           | 0            | 0        | 1              | 5          | 0                   | 0        |
| 23  | Thiruchirapalli | 0            | 0        | 1              | 22         | 0                   | 0        |
| 24  | Thirunelveli    | 0            | 0        | 0              | 39         | 0                   | 0        |
| 25  | Thiruvallur     | 0            | 0        | 0              | 18         | 0                   | 0        |
| 26  | Thiruvannamalai | 0            | 0        | 0              | 25         | 0                   | 0        |
| 27  | Thiruvarur      | 0            | 0        | 0              | 0          | 0                   | 0        |
| 28  | Thoothukudi     | 0            | 0        | 0              | 24         | 0                   | 0        |
| 29  | Thiruppur       | 0            | 0        | 0              | 2          | 0                   | 0        |
| 30  | Vellore         | 0            | 0        | 0              | 60         | 0                   | 0        |
| 31  | Villupuram      | 0            | 1        | 0              | 16         | 0                   | 0        |
| 32  | Virudhunagar    | 0            | 0        | 0              | 24         | 0                   | 0        |
|   | <b>Total</b>    | <b>0</b>     | <b>3</b> | <b>2</b>       | <b>537</b> | <b>1</b>            | <b>0</b> |



**DISTRICT-WISE TOTAL DELIVERIES - TYPE WISE IN MCH, GH & ESI HOSPITALS  
2018-19 (UPTO FEBRUARY 2019)**

| <b>Sl. No.</b>    | <b>District</b> | <b>Normal</b> | <b>Caesarian</b> | <b>Assisted</b> | <b>Total Deliveries</b> |
|-------------------|-----------------|---------------|------------------|-----------------|-------------------------|
| 1                 | ARIYALUR        | 1044          | 2637             | 32              | 3713                    |
| 2                 | CHENNAI         | 17669         | 19952            | 1168            | 38789                   |
| 3                 | COIMBATORE      | 5518          | 6112             | 204             | 11834                   |
| 4                 | CUDDALORE       | 4155          | 6257             | 88              | 10500                   |
| 5                 | DARMAPURI       | 4824          | 4805             | 165             | 9794                    |
| 6                 | DINDIGUL        | 5520          | 3576             | 194             | 9290                    |
| 7                 | ERODE           | 2121          | 2932             | 77              | 5130                    |
| 8                 | KANCHEEPURAM    | 8044          | 8758             | 122             | 16924                   |
| 9                 | KANNIYAKUMARI   | 1658          | 4203             | 88              | 5949                    |
| 10                | KARUR           | 2074          | 1922             | 122             | 4118                    |
| 11                | KRISHNAGIRI     | 4836          | 5070             | 85              | 9991                    |
| 12                | MADURAI         | 7743          | 8221             | 932             | 16896                   |
| 13                | NAGAPATTINAM    | 2920          | 3967             | 27              | 6914                    |
| 14                | NAMAKKAL        | 1644          | 3649             | 21              | 5314                    |
| 15                | PERAMBALUR      | 2244          | 2062             | 188             | 4494                    |
| 16                | PUDUKKOTTAI     | 3749          | 3874             | 163             | 7786                    |
| 17                | RAMNAD          | 1847          | 3199             | 831             | 5877                    |
| 18                | SALEM           | 6903          | 6555             | 273             | 13731                   |
| 19                | SIVAGANGAI      | 3308          | 4982             | 264             | 8554                    |
| 20                | THANJAVUR       | 9791          | 8512             | 715             | 19018                   |
| 21                | THE NILGIRIS    | 1067          | 1145             | 22              | 2234                    |
| 22                | THENI           | 4721          | 5403             | 198             | 10322                   |
| 23                | TRICHY          | 6948          | 5649             | 317             | 12914                   |
| 24                | THIRUNELVELI    | 4677          | 6263             | 438             | 11378                   |
| 25                | THIRUVALLUR     | 3159          | 3664             | 27              | 6850                    |
| 26                | THIRUVANNAMALAI | 6372          | 4435             | 119             | 10926                   |
| 27                | THIRUVARUR      | 2940          | 4908             | 38              | 7886                    |
| 28                | THOOTHUKUDI     | 3776          | 5292             | 115             | 9183                    |
| 29                | THIRUPPUR       | 2918          | 4477             | 61              | 7456                    |
| 30                | VELLORE         | 11965         | 9682             | 350             | 21997                   |
| 31                | VILLUPURAM      | 6887          | 7020             | 179             | 14086                   |
| 32                | VIRUDHUNAGAR    | 3413          | 5536             | 130             | 9079                    |
| <b>TAMIL NADU</b> |                 | <b>156455</b> | <b>174719</b>    | <b>7753</b>     | <b>338927</b>           |

**DISTRICT-WISE FW CONTRACEPTIVE STOCK POSITION (AS ON 28.02.2019)**

| <b>Sl. No</b> | <b>District</b>  | <b>Cu.T</b>   | <b>Nirodh</b>   | <b>Oral Pills</b> | <b>Antara</b> | <b>Chhaya</b> | <b>Epills</b> | <b>MMA</b>   |
|---------------|------------------|---------------|-----------------|-------------------|---------------|---------------|---------------|--------------|
| 1             | Ariyalur         | 3866          | 85429           | 17633             | 1215          | 6689          | 2200          | 61           |
| 2             | Chennai          | 4745          | 257789          | 43033             | 13508         | 27986         | 14048         | 1947         |
| 3             | Coimbatore       | 5353          | 367768          | 25439             | 1047          | 7397          | 3660          | 400          |
| 4             | Cuddalore        | 7973          | 240216          | 13645             | 2356          | 9117          | 1897          | 576          |
| 5             | Dharmapuri       | 9158          | 457910          | 58537             | 1781          | 7182          | 8117          | 347          |
| 6             | Dindigul         | 4347          | 445553          | 21816             | 2178          | 7633          | 1387          | 344          |
| 7             | Erode            | 5184          | 369838          | 24989             | 1786          | 5888          | 5038          | 246          |
| 8             | Kancheepuram     | 4937          | 659176          | 31535             | 3610          | 8400          | 6161          | 283          |
| 9             | Kanniyakumari    | 4473          | 330613          | 32667             | 1638          | 6396          | 5566          | 171          |
| 10            | Karur            | 3985          | 197717          | 26991             | 2117          | 4992          | 4131          | 246          |
| 11            | Krishnagiri      | 2640          | 182525          | 18611             | 2391          | 6305          | 5103          | 444          |
| 12            | Madurai          | 8412          | 587552          | 38890             | 3489          | 8418          | 8134          | 523          |
| 13            | Nagapattinam     | 3971          | 227137          | 19881             | 2104          | 7419          | 9283          | 178          |
| 14            | Namakkal         | 10301         | 314170          | 34494             | 1803          | 4859          | 5909          | 752          |
| 15            | Perambalur       | 5995          | 196615          | 18128             | 2281          | 4728          | 5598          | 91           |
| 16            | Pudukottai       | 6853          | 218153          | 28086             | 2065          | 9980          | 7530          | 128          |
| 17            | Ramanathpuram    | 6506          | 293510          | 19532             | 1792          | 7382          | 7769          | 217          |
| 18            | Salem            | 8568          | 390830          | 35313             | 2411          | 6750          | 10655         | 822          |
| 19            | Sivagangai       | 4937          | 229515          | 12501             | 2083          | 9414          | 2973          | 142          |
| 20            | Thanjavur        | 449           | 404613          | 18148             | 4898          | 8179          | 5853          | 479          |
| 21            | The Nilgris      | 4978          | 104041          | 26593             | 1156          | 6281          | 8758          | 90           |
| 22            | Theni            | 5184          | 235550          | 32597             | 1876          | 6072          | 6057          | 311          |
| 23            | Thiruchirappalli | 7527          | 477825          | 67157             | 2649          | 7191          | 8487          | 588          |
| 24            | Thirunelveli     | 4940          | 533212          | 32914             | 3413          | 8946          | 8506          | 301          |
| 25            | Tiruvallur       | 5538          | 342136          | 54045             | 1425          | 9367          | 9935          | 231          |
| 26            | Thiruvanamalai   | 9319          | 358655          | 37702             | 1156          | 8966          | 6871          | 292          |
| 27            | Thiruvarur       | 1831          | 191050          | 22195             | 1248          | 8743          | 7748          | 183          |
| 28            | Thoothukudi      | 5306          | 380323          | 26914             | 2117          | 7074          | 8143          | 523          |
| 29            | Tiruppur         | 923           | 198287          | 15399             | 1974          | 8205          | 3096          | 303          |
| 30            | Vellore          | 2059          | 210530          | 31010             | 4337          | 7131          | 2401          | 530          |
| 31            | Villupuram       | 3293          | 268476          | 27753             | 2083          | 4531          | 2843          | 329          |
| 32            | Virudhunagar     | 2454          | 384600          | 26302             | 2803          | 10441         | 3604          | 255          |
| 33            | state            | 1400          | 0               | 0                 | 0             | 0             | 0             | 0            |
| <b>Total</b>  |                  | <b>167405</b> | <b>10141314</b> | <b>940450</b>     | <b>82790</b>  | <b>258062</b> | <b>197461</b> | <b>12333</b> |

## STATISTICAL VITAL RATES FORMULAE

$$\text{Crude Birth Rate (CBR)} = \frac{\text{No. of Live Births which occurred in a given geographical area during a given year}}{\text{Mid year estimated population of the same area during the same year}} \times 1000$$

$$\text{Crude Death Rate (CDR)} = \frac{\text{No. of Deaths which occurred in a given geographical area during a given year}}{\text{Mid year estimated population of the same area during the same year}} \times 1000$$

$$\text{Infant Mortality Rate (IMR)} = \frac{\text{No. of Deaths under one year of age which occurred among the population of a given area during a given year}}{\text{No. of Live Births which occurred among the population of the same area during the same year}} \times 1000$$

$$\text{Still Birth Rate (SBR)} = \frac{\text{No. of Still Births which occurred in a given geographical area during a given year}}{\text{Total No. of Delivery (Live Birth + Still Birth) of the same geographical area during the same year}} \times 1000$$

$$\text{Maternal Mortality Ratio (MMR)} = \frac{\text{Total No. of woman who die as a result of pregnancy and child birth complications}}{\text{Total No. of Live Births in a given year}} \times 100000$$

$$\text{Age Specific Fertility Rate (ASFR)} = \frac{\text{No. of Live Births to the mothers of a specific age group of population in a given geographical area during the given year}}{\text{Mid year female population of the specified age group in the given area during the same year}} \times 1000$$

$$\text{Total Fertility Rate (TFR)} \text{ (Where the age grouping is in class interval of 5 years)} = \frac{5 \times \text{summation of ASFR}}{1000}$$

$$\% \text{ of HOB} = \frac{\text{No. of Live Births 3 and above}}{\text{Total No. of Live Births}} \times 100$$